

**ANNUAL REPORT HIGHLIGHTS
ON GRANT AND CONTRACT ACTIVITY
FISCAL YEAR 2004-05**

OVERVIEW

AWARDS

The University of Oregon received nearly \$84 million from external funding sources in grants, contracts and other competitive awards for fiscal year 2004-05. This represents the second highest total in award dollars ever recorded at the UO, as shown on the awards chart "A Multi-Year Summary of Public and Private Support".

Direct federal funding to UO totaled \$60.5 million. Direct federal funding plus sub-federal dollars (sub-federal funds are "flow-through" dollars allocated by other entities, such as universities, non-profits, and state and local governmental agencies, to the UO in support of research) totaled \$77.1 million in FY05, an 11% increase over the prior year. Federal funding accounted for 92% of the total funding received by the UO in FY05, as shown in the awards charts. Significant increases in federal support were realized in FY05 over the prior fiscal year from the National Science Foundation (a 15% increase to \$14.1 million) and the U.S. Department of Education (a 13% increase to \$29.3 million), while support from the U.S. Department of Health and Human Services, including the National Institutes of Health, remained steady at \$24.1 million in FY05.

Private foundations and corporations provided funds totaling \$2.7 million, and support from all private sponsors, including non-governmental entities that pass-through federal funds to UO, totaled \$5.2 million. State of Oregon agencies awarded grants and contracts to the UO totaling nearly \$6.9 million, from both state funds and sub-federal pass-through funds. Grants received for specialized research equipment totaled \$3 million. Training grants and fellowships for students and faculty totaled \$8.4 million.

Nearly 550 awards were made to 224 faculty serving as principal investigators (PI) in fiscal year 2004-05. The College of Education received \$30.2 million in FY05, an 11% increase over the prior fiscal year. Research centers and institutes outside the College of Education received \$39.9 million. Details on awards received by college and submitting unit, over several years, are found in the awards charts.

Tenured and tenure-track faculty are generally appointed through an academic department, where instruction, public service and some research activities are their primary functions. However, interdisciplinary research and collaboration is a hallmark at the UO, and many faculty manage their externally-funded research programs through a research center or institute. The proposals are submitted by, and awards are made to, the centers and institutes as opposed to the academic unit. Charts on "Awards by Proposal Submitting Unit" and "Awards by Home Unit of the PI and co-PI" reflect this breakdown. For example, the research centers and institutes that report to the Vice President for Research are attributed with 46% of total award dollars, whereas 52% of the PIs and co-PIs are appointed in academic departments of the College of Arts and

Sciences. Another chart provides details on award totals for faculty by home unit (the academic department where the PI or co-PI is appointed), reflecting the strength of faculty research in their various academic departments.

Awards are categorized as primarily supporting research, instruction, or public service activities. Grants and contracts in FY 05 are reported by their primary purpose as follows:

◆ Research	\$57.5 million (68.7%)
◆ Instruction	\$5.5 million (6.6%)
◆ Public Service	\$20.7 million (24.7%)

PROPOSALS

Over 780 proposals were submitted requesting \$111.5 million in first-year funding. Eighty-one percent of total proposal submissions were for new and competitive renewal grants, requesting \$79.5 million in first-year funding. Sixty-one percent of total proposal submissions requested federal support totaling \$95.3 million, or 85.5% of total dollars requested. The U.S. Department of Health and Human Services, including the National Institutes of Health, accounted for almost half of the federal dollars requested, while the U.S. Department of Education was 14% and the National Science Foundation was 17% of federal support requested.

Proposals submitted to private foundations and corporations represented 20% of the total proposal submissions, requesting \$10.2 million or 9% of total dollars requested.

EXPENDITURES

Expenditures on over 1200 active grants and contracts during the 2004-05 fiscal year totaled a record \$86.4 million for direct and F&A (indirect) costs. Expenditure totals do not match the award totals for the same fiscal year, as grants are received and reported during a fiscal year but the funds can be spent over multiple fiscal years. Personnel costs represented 60% of direct expenditures, or \$42.2 million last fiscal year, with another \$28.4 million spent for services, supplies, equipment and miscellaneous project-related expenses. Research activities accounted for 72% of the total expenditures, while academic departments and other programs expended the remaining 28%.

FACILITIES AND ADMINISTRATIVE COSTS

Facilities and Administrative (F&A) or indirect cost recovery totaled \$15.8 million in FY 05. The federally-negotiated F&A rate budgeted for research activities was 49% (other activities use different rates or do not allow F&A to be charged), but only 18% of actual expenditures in FY05 was for F&A costs, resulting in a significantly lower “effective rate” for recovering facilities and administrative costs campus-wide. Of the total \$15.8 received for F&A costs, 56.5% of the total received was reallocated directly in support of faculty as costshare or matching funds, new

faculty start up costs, and for other faculty research needs, as well as for research center and institute administration, specialized labs and shared research facilities. The remainder of F&A cost recovery supports general university administration, research administration, facilities maintenance and operations, OUS administration and new building costs. A breakdown of F&A funds received over time and allocations by cost component are found in the F&A charts.

Charts and graphs are provided at these links, as separate sections for Awards, Proposals, Expenditures and F&A:

- * Awards: http://orsa.uoregon.edu/web/reports/pdf/FY2005_Awards.pdf
- * Proposals: http://orsa.uoregon.edu/web/reports/pdf/FY2005_Proposals.pdf
- * Expenditures and F&A: http://orsa.uoregon.edu/web/reports/pdf/FY2005_Expend_FA.pdf

Awards can now be sorted by PI, co-PI, and submitting or home unit, from a database at this link: http://orsa.uoregon.edu/AnnualReport2005/Annual_Report_2005.cfm

ACRONYMS USED IN THIS REPORT

Federal Agencies:

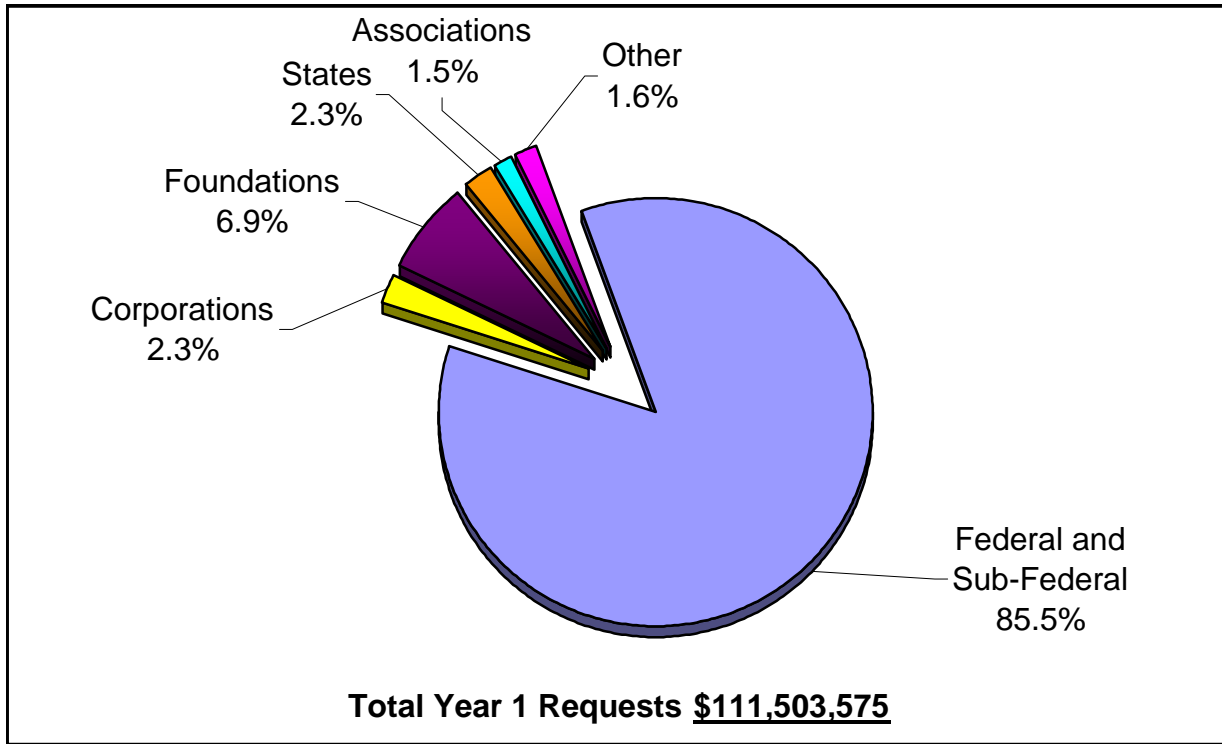
DHHS	U.S. Department of Health and Human Services (includes National Institutes of Health, or NIH)
DOD	U.S. Department of Defense
DOE	U.S. Department of Energy
DOI	U.S. Department of Interior
EDUC	U.S. Department of Education
NSF	National Science Foundation

University of Oregon:

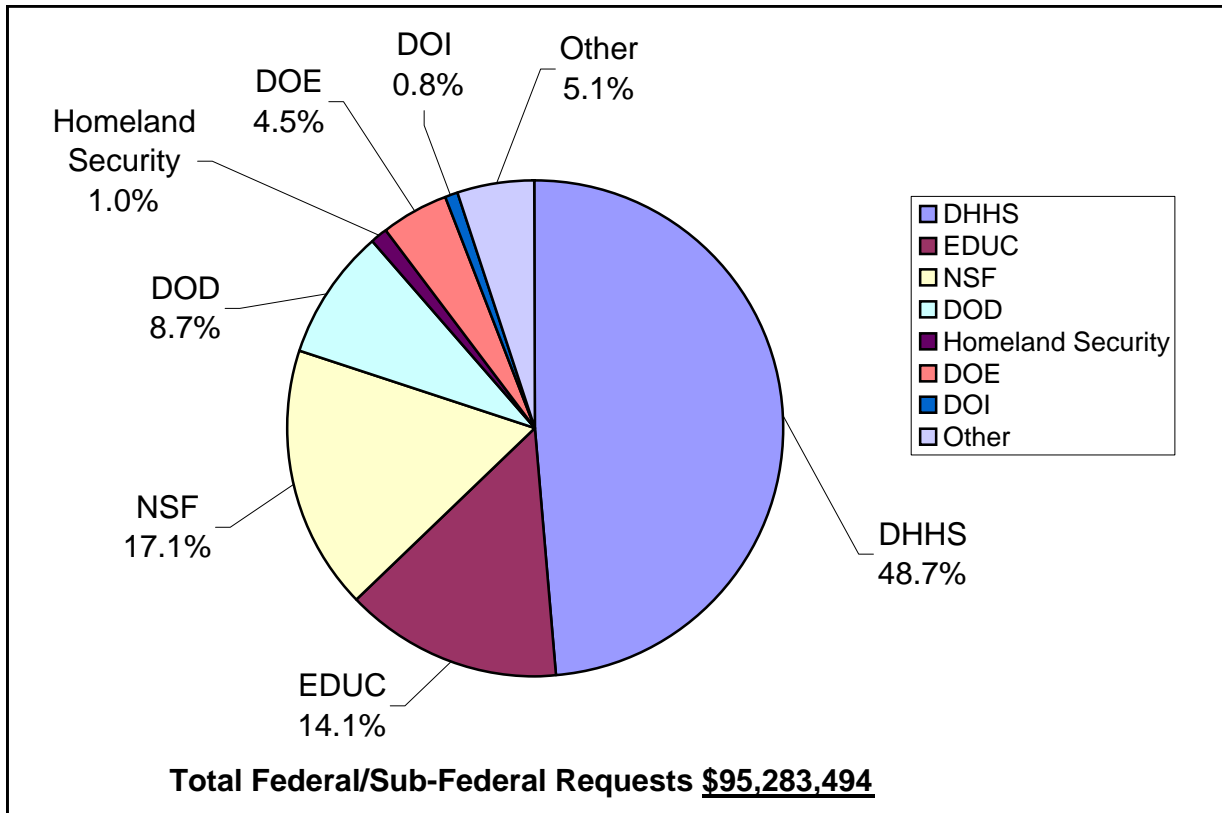
AAA	School of Architecture and Allied Arts
BUC	Building Use Credits
CAS	College of Arts and Sciences
CCRCI	Cross-Collegial Research Centers and Institutes
COE	College of Education
F&A	Facilities and Administrative (indirect) costs
FY	Fiscal Year (July 1 – June 30)
ICC	Indirect Cost Credits or F&A returned to units
JOURN	School of Journalism and Communication
LCB	Lundquist College of Business
OUS	Oregon University System
UO MUS	UO Museums
VPR C/I	Vice President for Research Centers and Institutes

FY 05 PROPOSAL SUBMISSIONS

DOLLARS REQUESTED BY AGENCY TYPE

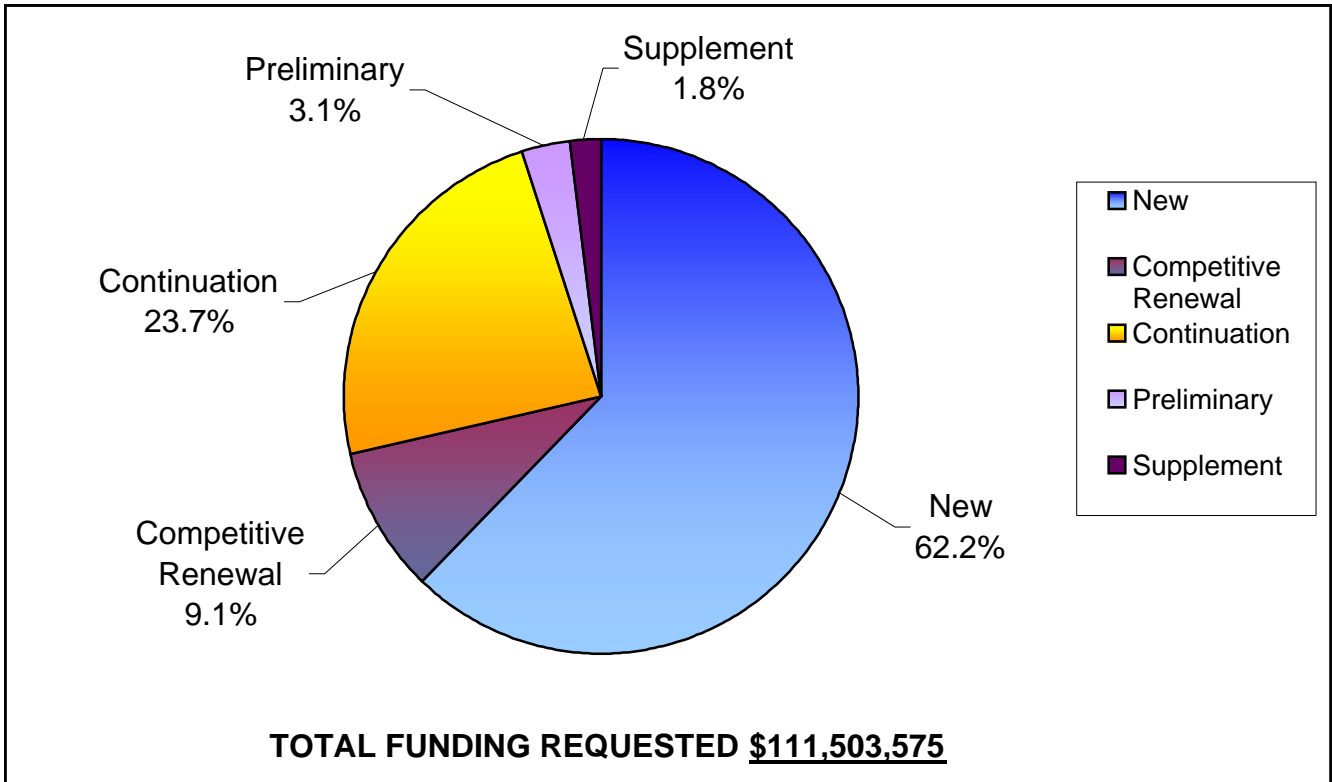


DOLLARS REQUESTED BY FEDERAL AGENCY

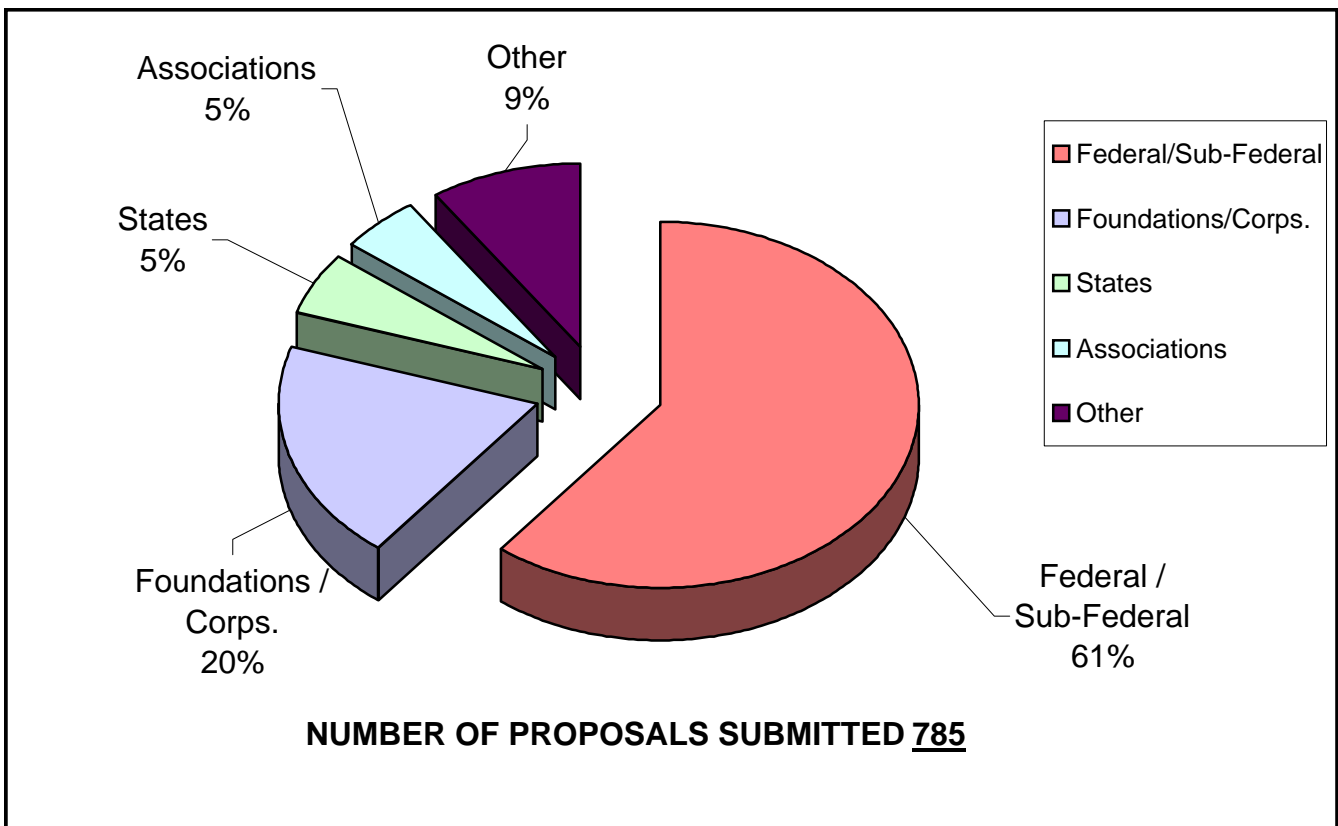


FY 05 PROPOSAL SUBMISSIONS

REQUESTED FUNDING BY APPLICATION TYPE



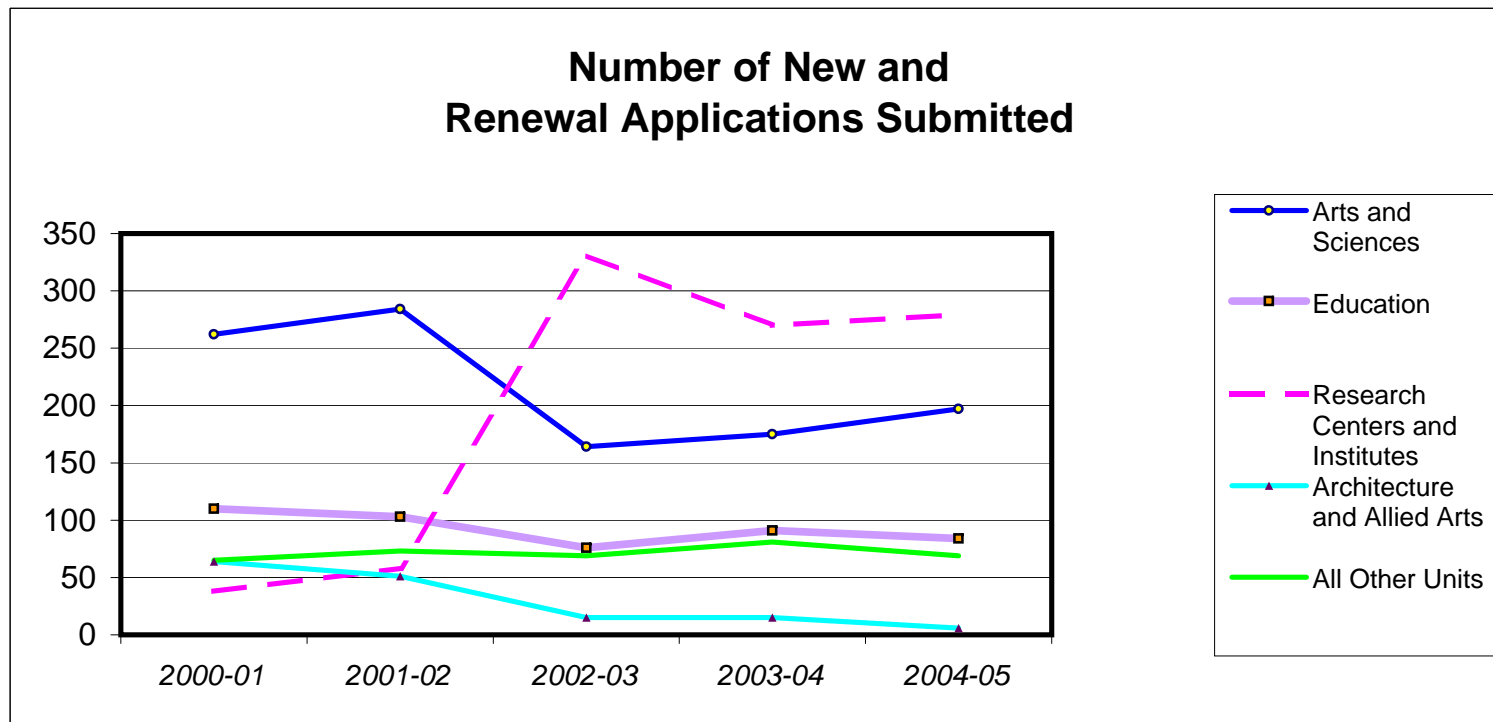
NUMBER SUBMITTED BY AGENCY TYPE



NEW AND COMPETITIVE RENEWAL APPLICATIONS BY SUBMITTING UNIT

<u>FISCAL YEAR</u>	<u>COLLEGE OF ARTS AND SCIENCES</u>	<u>COLLEGE OF EDUCATION</u>	<u>RESEARCH CENTERS AND INSTITUTES*</u>	<u>SCHOOL OF ARCHITECTURE AND ALLIED ARTS</u>	<u>ALL OTHER UNITS</u>	<u>TOTAL NUMBER</u>
2000-01	262	110	38	64	65	539
2001-02	284	103	58	51	73	569
2002-03	164	76	331	15	69	655
2003-04	175	91	270	15	81	632
2004-05	197	84	279	6	69	635

*"Submitting Units" were reclassified in FY 2002-03 to reflect the research centers and institutes reporting to the Vice President for Research.



**PROPOSALS SUBMITTED FY 00 - FY 05
FIRST-YEAR TOTAL REQUESTS**

Submitting Unit*	FY 1999-00	FY 2000-01	FY 2001-02	FY 2002-03	FY 2003-04	FY 2004-05
COLLEGE OF ARTS AND SCIENCES*						
American English Institute						\$661,751
Anthropology	\$215,197	\$157,158	\$424,054	\$285,833	\$149,145	167,339
Biology/Ecology and Evolution	1,989,860	1,790,551	987,956			
Chemistry	2,691,196	1,901,032	1,082,886	1,023,847	1,505,080	2,029,385
Classics	0	49,000	0			
Comparative Literature	0	0	0			
Computational Science Institute	2,303,797	1,709,872	165,000			
Computer and Information Science	3,496,889	2,815,683	3,002,483	2,338,121	4,309,104	2,851,484
Creative Writing	0	24,166	40,000			
East Asian Languages and Literatures	0	0	0	26,000		
Economics	217,108	361,051	65,910	286,241	253,157	596,030
English	10,000	10,000	0			80,999
Environmental Studies	10,000	0	94,055	25,242	36,521	79,609
Folklore	0	5,000	0			
Geography	648,591	711,017	1,341,331	988,853	1,467,201	786,543
Geological Sciences	922,792	903,824	1,449,012	1,501,299	2,129,669	2,196,779
History	167,337	112,087	40,000		93,100	40,000
Human Physiology (Exercise and Movement Science)	198,577	772,862	733,521	1,893,072	2,566,845	2,452,666
Humanities Program						92,804
International Studies	89,770	0	0	31,908	81,692	280,000
Linguistics	109,947	70,492	126,693	516,659	528,410	333,496
Materials Science Institute	4,215,943	6,446,870	4,645,773			
Mathematics	245,256	325,128	597,472	373,009	828,658	700,358
Molecular Biology, Institute of	9,634,817	7,677,848	11,551,355			
Neuroscience, Institute of	11,236,834	12,835,554	13,430,882			
Northwest Indian Language Institute					143,394	
Oregon Center for Optics	441,004	1,210,851	1,277,355			
Oregon Consortium for International and Area Studies						82,067
Oregon Institute of Marine Biology	1,542,274	776,184	650,400			
Philosophy	5,000	0	0			
Physics	7,482,478	5,788,624	1,412,694	1,632,345	1,130,285	5,828,550
Political Science	105,576	154,042	376,268	66,349	32,225	28,007
Psychology	8,611,469	5,903,574	9,582,567	7,479,018	5,926,640	8,196,749
Romance Languages	0	0	0			40,000
Social Science Instruction Laboratory					10,000	

**PROPOSALS SUBMITTED FY 00 - FY 05
FIRST-YEAR TOTAL REQUESTS**

Submitting Unit*	FY 1999-00	FY 2000-01	FY 2001-02	FY 2002-03	FY 2003-04	FY 2004-05
Sociology	5,000	221,940	570,912	104,061	36,077	935,803
Solar Energy Center	0	0	5,000			
Theater Arts	31,000	0	0			
Theoretical Science, Institute of	1,676,669	1,325,956	1,919,610			
Women's and Gender Studies					21,333	
Yamada Language Center	5,000	0	9,883			10,000
Total College of Arts and Sciences	\$58,309,381	\$54,060,366	\$55,583,072	\$18,571,857	\$21,248,536	\$28,470,419
 SCHOOL OF ARCHITECTURE AND ALLIED ARTS*						
Architecture	\$178,273	\$142,829	\$112,645	\$140,960	\$13,000	\$135,454
Art	0	5,547	134,496		165,000	
Art Education	0	0	0	10,850		
Art History	0	0	0	80,000		
Arts and Administration	0	2,000	0			16,261
Community Service Center	813,694	1,272,179	1,516,123			
Dean, School of Architecture and Allied Arts					104,786	60,000
Historic Preservation	14,000	0	0		85,000	109,310
Housing Innovation, Center for	1,938,102	1,589,192	841,539			
Landscape Architecture	0	251,500	20,121		75,095	59,686
Planning, Public Policy and Management	927,398	937,391	393,504	488,709	221,626	148,013
Total School of Architecture and Allied Arts	\$3,871,467	\$4,200,638	\$3,018,428	\$720,519	\$664,507	\$528,724
 CHARLES H. LUNDQUIST COLLEGE OF BUSINESS*						
Accounting					\$12,960	
Decision Sciences	0	0	0	\$50,477	45,369	\$129,569
Finance					169,654	
Lundquist Center for Entrepreneurship	\$74,976	\$152,845	\$264,068	1,070,000	67,500	
Lundquist College of Business - Other						128,592
Management	24,861	10,000	0	125,980		105,608
Marketing						14,850
Total Lundquist College of Business	\$99,837	\$162,845	\$264,068	\$1,246,457	\$295,483	\$378,619

**PROPOSALS SUBMITTED FY 00 - FY 05
FIRST-YEAR TOTAL REQUESTS**

Submitting Unit*	FY 1999-00	FY 2000-01	FY 2001-02	FY 2002-03	FY 2003-04	FY 2004-05
COLLEGE OF EDUCATION*						
Advanced Technology in Education, Center for	\$1,276,544	\$724,690	\$971,586	\$999,008	\$1,788,697	\$100,000
Applied Behavioral and Communication Sciences	1,821,959	492,050	0			
Behavioral Research and Teaching					964,449	1,159,358
Career Information System	1,250,595	1,804,770	208,680	67,050		
Communication Disorders and Sciences				949,480		
Counseling Psychology and Human Services	0	11,200	5,719			16,091
Dean, College of Education	0	0	1,004,320	30,456	600,000	69,984
Development of Educational Achievement, Institute for the	5,575,570	6,254,034	5,202,970	6,338,495	8,553,836	4,236,702
Early Childhood Cares Program						3,000
Early Intervention Program					291,413	1,171,583
Educational and Community Supports					3,529,055	1,794,964
Educational Leadership	0	0	206,954	101,830		
Educational Policy Research, Center for					1,840,916	6,833
Electronic Studying, Center for					6,560	1,497,362
Emerging Education Research, Center for					3,087,412	384,994
Family and Human Services	0	5,719	0			
Human Development, Center on	12,604,289	5,500,223	6,368,255	11,117,518	7,987,053	530,618
IntoCareers					104,249	108,049
Learning and Instructional Leadership	0	0	0			
School Psychology	0	10,000	0			198,413
Secondary Special Education						277,151
Special Education						269,141
Special Education and Community Resources	0	682,843	1,172,306	552,262		
TACS/Western Regional Resource Center				2,208,133	2,191,175	1,484,258
Teacher Education	0	25,044	0	20,755		
Teaching and Learning, Center on						859,315
Violence and Destructive Behavior, Institute on	2,568,540	2,291,640	2,243,798		2,063,672	2,390,282
Total College of Education	\$25,097,497	\$17,802,213	\$17,384,588	\$22,384,987	\$33,008,487	\$16,558,098
SCHOOL OF JOURNALISM* AND COMMUNICATION	\$5,000	\$65,000	\$66,330	0	\$27,600	0

**PROPOSALS SUBMITTED FY 00 - FY 05
FIRST-YEAR TOTAL REQUESTS**

Submitting Unit*	FY 1999-00	FY 2000-01	FY 2001-02	FY 2002-03	FY 2003-04	FY 2004-05
SCHOOL OF LAW*	\$515,316	\$437,589	\$360,882	\$277,272	\$95,929	\$279,043
SCHOOL OF MUSIC*	\$328,559	\$3,379,825	\$1,291,452	\$349,071	\$463,758	\$311,079
CROSS-COLLEGLIAL RESEARCH CENTERS AND INSTITUTES*						
Asian and Pacific Studies, Center for	\$935,043	\$262,294	0			
CAPS-Center for Applied Second Language Studies	563,668	611,520	\$895,690			
Child and Family Center	0	0	926,740			
Cognitive and Decision Sciences, Institute of	656,238	428,351	889,612			
Computational Intelligence Research Laboratory	388,658	586,487	1,869,040			
Diversity and Community, Center on	0	0	100,000			
Labor Education and Research Center	535,215	650,005	342,163	\$479,229	\$421,913	\$1,343,873
Oregon Survey Research Laboratory	338,232	942,112	326,700			
Study of Women in Society, Center for the	1,226,322	1,093,501	929,233			
Sustainable Environment, Institute for a	271,573	475,854	886,141			
Total Cross-Collegial Research Centers and Institutes	\$4,914,949	\$5,050,124	\$7,165,319	\$479,229	\$421,913	\$1,343,873
MUSEUMS*						
Museum of Anthropology	\$483,076	\$326,344	\$764,978	\$796,918	\$2,920,739	\$1,064,229
Museum of Art	2,648,472	1,861,183	1,766,059	201,200	712,934	171,159
Museum of Natural History	12,548	10,000	101,767	101,429	52,200	
Total Museums	\$3,144,096	\$2,197,527	\$2,632,804	\$1,099,547	\$3,685,873	\$1,235,388
ADMINISTRATIVE OFFICES*						
Continuation Center	\$284,063	\$50,760	\$58,000	\$36,000	\$100,000	\$100,000
Counseling and Testing Center						75,000
Dean of Students	1,475	0	0			
Facilities Services	15,000	0	0	28,938		
Graduate School	0	0	31,978	36,804	24,600	
International Education and Exchange	1,700	825	0			

**PROPOSALS SUBMITTED FY 00 - FY 05
FIRST-YEAR TOTAL REQUESTS**

Submitting Unit*	FY 1999-00	FY 2000-01	FY 2001-02	FY 2002-03	FY 2003-04	FY 2004-05
President, Office of	0	1,020,000	559,700			
Provost, Office of	110,000	0	0			
University Computing Center	53,334	863,839	386,453	1,393,853	42,855	334,851
University Planning Office						250,412
Vice President for Research	0	0	120,000			
Total Administrative Offices	\$465,572	\$1,935,424	\$1,156,131	\$1,495,595	\$167,455	\$760,263
 OTHER PROGRAMS*						
Academic Learning Services	0	0	\$111,782	\$258,927		\$499,248
Associated Students of the University of Oregon						750
Career Center	\$13,650	\$13,650	13,650	14,099	\$25,698	11,599
Erb Memorial Union	42,200	27,250	17,850	49,350	34,077	18,100
Financial Aid	0	15,000	0			
Health Center	0	0	2,500			1,750
Library	304,349	1,481,178	798,851	168,812	268,599	41,237
New Media Center	7,178	0	0			
Student Life	340,338	8,312	186,359		161,824	
Total Other Programs	\$707,715	\$1,545,390	\$1,130,992	\$491,188	\$490,198	\$572,684
 VICE PRESIDENT FOR RESEARCH*						
Applied Second Language Studies, Center for				\$568,885	\$637,233	\$1,567,995
Asian and Pacific Studies, Center for				160,220	583,558	1,813
Child and Family Center				5,745,720	6,655,192	5,158,108
Cognitive and Decision Sciences, Institute of				169,978	940,630	218,755
Community Service Center				1,409,782	1,754,238	2,029,271
Computational Intelligence Research Laboratory				135,052		
Computational Science Institute				398,741		26,562
Diversity and Community, Center on				230,030		141,361
Ecology and Evolutionary Biology, Center for				1,802,910	2,083,122	2,239,183
Housing Innovation, Center for				144,506	730,824	303,605
Lewis Center for Neuroimaging					372,500	
Materials Science Institute				5,326,394	15,529,734	6,397,531
Molecular Biology, Institute of				14,324,499	11,220,807	10,309,845

**PROPOSALS SUBMITTED FY 00 - FY 05
FIRST-YEAR TOTAL REQUESTS**

Submitting Unit*	FY 1999-00	FY 2000-01	FY 2001-02	FY 2002-03	FY 2003-04	FY 2004-05
Neuroinformatics Center				2,352,547	1,141,037	968,101
Neuroscience, Institute of				13,909,438	15,260,735	19,188,161
Oregon Center for Optics				1,937,581	1,433,740	2,020,521
Oregon Humanities Center						25,970
Oregon Institute of Marine Biology				1,862,515	734,720	749,108
Oregon Survey Research Laboratory				566,353	1,366,585	583,559
Policy Research and Innovation, Institute for					506,848	367,063
Study of Women in Society, Center for the				999,913	1,775,812	1,545,809
Sustainable Environment, Institute for a				445,495	961,998	298,537
Theoretical Science, Institute of				2,532,698	1,499,759	2,263,818
Veterinary Services and Animal Care, Office of						25,126
Vice President for Research				561,951	6,197,314	4,635,583
Violence and Destructive Behavior, Institute on				2,088,868		
Total Vice President for Research				\$57,674,076	\$71,386,386	\$61,065,385
 TOTAL YEAR 1 AMOUNT REQUESTED				 \$97,459,389	 \$90,836,941	 \$90,054,066
				\$104,789,798	\$131,956,125	\$111,503,575

*"Submitting Units" were reclassified in FY 2002-03 to reflect the research centers and institutes under the Vice President for Research.

PROPOSALS SUBMITTED FY 00 - FY 05 BY SUBMITTING UNIT

BY SUBMITTING UNIT*	**COLL	FY 1999-00	FY 2000-01	FY 2001-02	FY 2002-03	FY 2003-04	FY 2004-05
Academic Learning Services	Other	0	0	\$111,782	\$258,927		\$499,248
Accounting	LCB					\$12,960	
Advanced Technology in Education, Center for	COE	\$1,276,544	\$724,690	971,586	999,008	1,788,697	100,000
American English Institute	Other	0	0	0			661,751
Anthropology	CAS	215,197	157,158	424,054	285,833	149,145	167,339
Applied Behavioral and Communication Sciences	COE	1,821,959	492,050	0			
Applied Second Language Studies, Center for	VPR C/I				568,885	637,233	1,567,995
Architecture	AAA	178,273	142,829	112,645	140,960	13,000	135,454
Art	AAA	0	5,547	134,496		165,000	
Art Education	AAA	0	0	0	10,850		
Art History	AAA	0	0	0	80,000		
Arts and Administration	AAA	0	2,000	0			16,261
Asian and Pacific Studies, Center for	VPR C/I	935,043	262,294	0	160,220	583,558	1,813
Associated Students of the University of Oregon	Other						750
Behavioral Research and Teaching	COE					964,449	1,159,358
Biology/Ecology and Evolution	CAS	1,989,860	1,790,551	987,956			
CAPS-Center for Applied Second Language Studies	CCRCI	563,668	611,520	895,690			
Career Center	Other	13,650	13,650	13,650	14,099	25,698	11,599
Career Information System	COE	1,250,595	1,804,770	208,680	67,050		
Chemistry	CAS	2,691,196	1,901,032	1,082,886	1,023,847	1,505,080	2,029,385
Child and Family Center	VPR C/I	0	0	926,740	5,745,720	6,655,192	5,158,108
Classics	CAS	0	49,000	0			
Cognitive and Decision Sciences, Institute of	VPR C/I	656,238	428,351	889,612	169,978	940,630	218,755
Communication Disorders and Sciences	COE				949,480		
Community Service Center	VPR C/I	813,694	1,272,179	1,516,123	1,409,782	1,754,238	2,029,271
Comparative Literature	CAS	0	0	0			
Computational Intelligence Research Laboratory	VPR C/I	388,658	586,487	1,869,040	135,052		
Computational Science Institute	VPR C/I	2,303,797	1,709,872	165,000	398,741		26,562
Computer and Information Science	CAS	3,496,889	2,815,683	3,002,483	2,338,121	4,309,104	2,851,484
Continuation Center	Admin	284,063	50,760	58,000	36,000	100,000	100,000
Counseling and Testing Center	Admin						75,000
Counseling Psychology and Human Services	COE	0	11,200	5,719			16,091
Creative Writing	CAS	0	24,166	40,000			
Dean of Students	Admin	1,475	0	0			
Dean, College of Education	COE	0	0	1,004,320	30,456	600,000	69,984
Dean, School of Architecture and Allied Arts	AAA					104,786	60,000
Decision Sciences	LCB	0	0	0	50,477	45,369	129,569
Development of Educational Achievement, Institute for the	COE	5,575,570	6,254,034	5,202,970	6,338,495	8,553,836	4,236,702
Diversity and Community, Center on	VPR C/I	0	0	100,000	230,030		141,361
Early Childhood Cares Program	COE						3,000
Early Intervention Program	COE					291,413	1,171,583

PROPOSALS SUBMITTED FY 00 - FY 05 BY SUBMITTING UNIT

BY SUBMITTING UNIT*	**COLL	FY 1999-00	FY 2000-01	FY 2001-02	FY 2002-03	FY 2003-04	FY 2004-05
East Asian Languages and Literatures	CAS	0	0	0	26,000		
Ecology and Evolutionary Biology, Center for	VPR C/I				1,802,910	2,083,122	2,239,183
Economics	CAS	217,108	361,051	65,910	286,241	253,157	596,030
Educational and Community Supports	COE					3,529,055	1,794,964
Educational Leadership	COE	0	0	206,954	101,830		
Educational Policy Research, Center for	COE					1,840,916	6,833
Electronic Studying, Center for	COE					6,560	1,497,362
Emerging Education Research, Center for	COE					3,087,412	384,994
English	CAS	10,000	10,000	0			80,999
Environmental Studies	CAS	10,000	0	94,055	25,242	36,521	79,609
Erb Memorial Union	Other	42,200	27,250	17,850	49,350	34,077	18,100
Facilities Services	Admin	15,000	0	0	28,938		
Family and Human Services	COE	0	5,719	0			
Finance	LCB					169,654	
Financial Aid	Other	0	15,000	0			
Folklore	CAS	0	5,000	0			
Geography	CAS	648,591	711,017	1,341,331	988,853	1,467,201	786,543
Geological Sciences	CAS	922,792	903,824	1,449,012	1,501,299	2,129,669	2,196,779
Graduate School	Admin	0	0	31,978	36,804	24,600	
Health Center	Other	0	0	2,500			1,750
Historic Preservation	AAA	14,000	0	0		85,000	109,310
History	CAS	167,337	112,087	40,000		93,100	40,000
Housing Innovation, Center for	VPR C/I	1,938,102	1,589,192	841,539	144,506	730,824	303,605
Human Development, Center on	COE	12,604,289	5,500,223	6,368,255	11,117,518	7,987,053	530,618
Human Physiology (Exercise and Movement Science)	CAS	198,577	772,862	733,521	1,893,072	2,566,845	2,452,666
Humanities Program	CAS						92,804
International Affairs	Admin	0	0	0			
International Education and Exchange	Admin	1,700	825	0			
International Studies	CAS	89,770	0	0	31,908	81,692	280,000
IntoCareers	COE					104,249	108,049
Journalism and Communication, School of	JOU	5,000	65,000	66,330	0	27,600	
Labor Education and Research Center	CCRCI	535,215	650,005	342,163	479,229	421,913	1,343,873
Landscape Architecture	AAA	0	251,500	20,121		75,095	59,686
Law, School of	Law	515,316	437,589	360,882	277,272	95,929	279,043
Learning and Instructional Leadership	COE	0	0	0			
Lewis Center for Neuroimaging	VPR C/I					372,500	
Library	Other	304,349	1,481,178	798,851	168,812	268,599	41,237
Linguistics	CAS	109,947	70,492	126,693	516,659	528,410	333,496
Lundquist Center for Entrepreneurship	LCB	74,976	152,845	264,068	1,070,000	67,500	
Lundquist College of Business - Other	LCB						128,592
Management	LCB	24,861	10,000	0	125,980		105,608

PROPOSALS SUBMITTED FY 00 - FY 05 BY SUBMITTING UNIT

BY SUBMITTING UNIT*	**COLL	FY 1999-00	FY 2000-01	FY 2001-02	FY 2002-03	FY 2003-04	FY 2004-05
Marketing	LCB						14,850
Materials Science Institute	VPR C/I	4,215,943	6,446,870	4,645,773	5,326,394	15,529,734	6,397,531
Mathematics	CAS	245,256	325,128	597,472	373,009	828,658	700,358
Molecular Biology, Institute of	VPR C/I	9,634,817	7,677,848	11,551,355	14,324,499	11,220,807	10,309,845
Museum of Anthropology	UO MUS	483,076	326,344	764,978	796,918	2,920,739	1,064,229
Museum of Art	UO MUS	2,648,472	1,861,183	1,766,059	201,200	712,934	171,159
Museum of Natural History	UO MUS	12,548	10,000	101,767	101,429	52,200	
Music, School of	Music	328,559	3,379,825	1,291,452	349,071	463,758	311,079
Neuroinformatics Center	VPR C/I				2,352,547	1,141,037	968,101
Neuroscience, Institute of	VPR C/I	11,236,834	12,835,554	13,430,882	13,909,438	15,260,735	19,188,161
New Media Center	Other	7,178	0	0			
Northwest Indian Language Institute	CAS					143,394	
Oregon Center for Optics	VPR C/I	441,004	1,210,851	1,277,355	1,937,581	1,433,740	2,020,521
Oregon Consortium for International and Area Studies	CAS						82,067
Oregon Humanities Center	VPR C/I						25,970
Oregon Institute of Marine Biology	VPR C/I	1,542,274	776,184	650,400	1,862,515	734,720	749,108
Oregon Survey Research Laboratory	VPR C/I	338,232	942,112	326,700	566,353	1,366,585	583,559
Philosophy	CAS	5,000	0	0			
Physics	CAS	7,482,478	5,788,624	1,412,694	1,632,345	1,130,285	5,828,550
Planning, Public Policy and Management	AAA	927,398	937,391	393,504	488,709	221,626	148,013
Policy Research and Innovation, Institute for	VPR C/I					506,848	367,063
Political Science	CAS	105,576	154,042	376,268	66,349	32,225	28,007
President, Office of	Admin	0	1,020,000	559,700			
Provost, Office of	Admin	110,000	0	0			
Psychology	CAS	8,611,469	5,903,574	9,582,567	7,479,018	5,926,640	8,196,749
Romance Languages	CAS	0	0	0			40,000
School Psychology	COE	0	10,000	0			198,413
Secondary Special Education	COE						277,151
Social Science Instruction Laboratory	CAS					10,000	
Sociology	CAS	5,000	221,940	570,912	104,061	36,077	935,803
Solar Energy Center	VPR C/I	0	0	5,000			
Special Education	COE						269,141
Special Education and Community Resources	COE	0	682,843	1,172,306	552,262		
Student Life	Other	340,338	8,312	186,359		161,824	
Study of Women in Society, Center for the	VPR C/I	1,226,322	1,093,501	929,233	999,913	1,775,812	1,545,809
Sustainable Environment, Institute for a	VPR C/I	271,573	475,854	886,141	445,495	961,998	298,537
TACS/Western Regional Resource Center	COE				2,208,133	2,191,175	1,484,258
Teacher Education	COE	0	25,044	0	20,755		
Teaching and Learning, Center on	COE						859,315
Theater Arts	CAS	31,000	0	0			
Theoretical Science, Institute of	VPR C/I	1,676,669	1,325,956	1,919,610	2,532,698	1,499,759	2,263,818

PROPOSALS SUBMITTED FY 00 - FY 05 BY SUBMITTING UNIT

BY SUBMITTING UNIT*	**COLL	FY 1999-00	FY 2000-01	FY 2001-02	FY 2002-03	FY 2003-04	FY 2004-05
University Computing Center	Admin	53,334	863,839	386,453	1,393,853	42,855	334,851
University Planning Office	Admin						250,412
Veterinary Services and Animal Care, Office of	VPR C/I						25,126
Vice President for Research	VPR C/I	0	0	120,000	561,951	6,197,314	4,635,583
Violence and Destructive Behavior, Institute on	COE	2,568,540	2,291,640	2,243,798	2,088,868	2,063,672	2,390,282
Women's and Gender Studies	CAS					21,333	
Yamada Language Center	CAS	5,000	0	9,883			10,000
TOTAL ALL PROPOSALS RECEIVED		\$97,459,389	\$90,836,941	\$89,942,284	\$104,530,871	\$131,956,125	\$111,503,575

*"Submitting Units" were reclassified in FY 2002-03 to reflect the research centers and institutes under the Vice President for Research.

** COLL - College, School level:

AAA - School of Architecture and Allied Arts

Admin - Administrative Offices

CAS - College of Arts and Sciences

CCRCI - Cross-Collegial Research Centers and Institutes

COE - College of Education

JOURN - School of Journalism and Communication

Law - School of Law

LCB - Lundquist College of Business

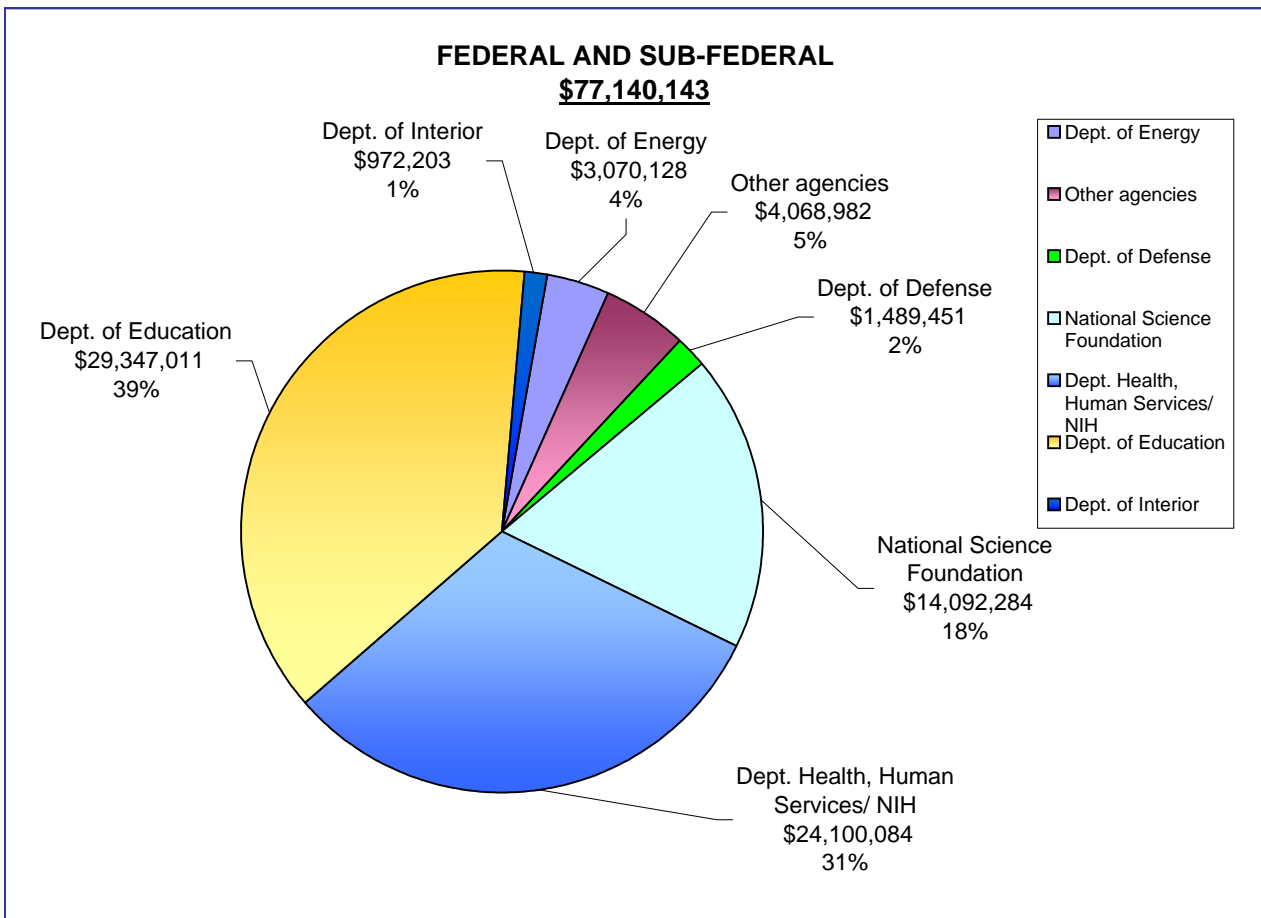
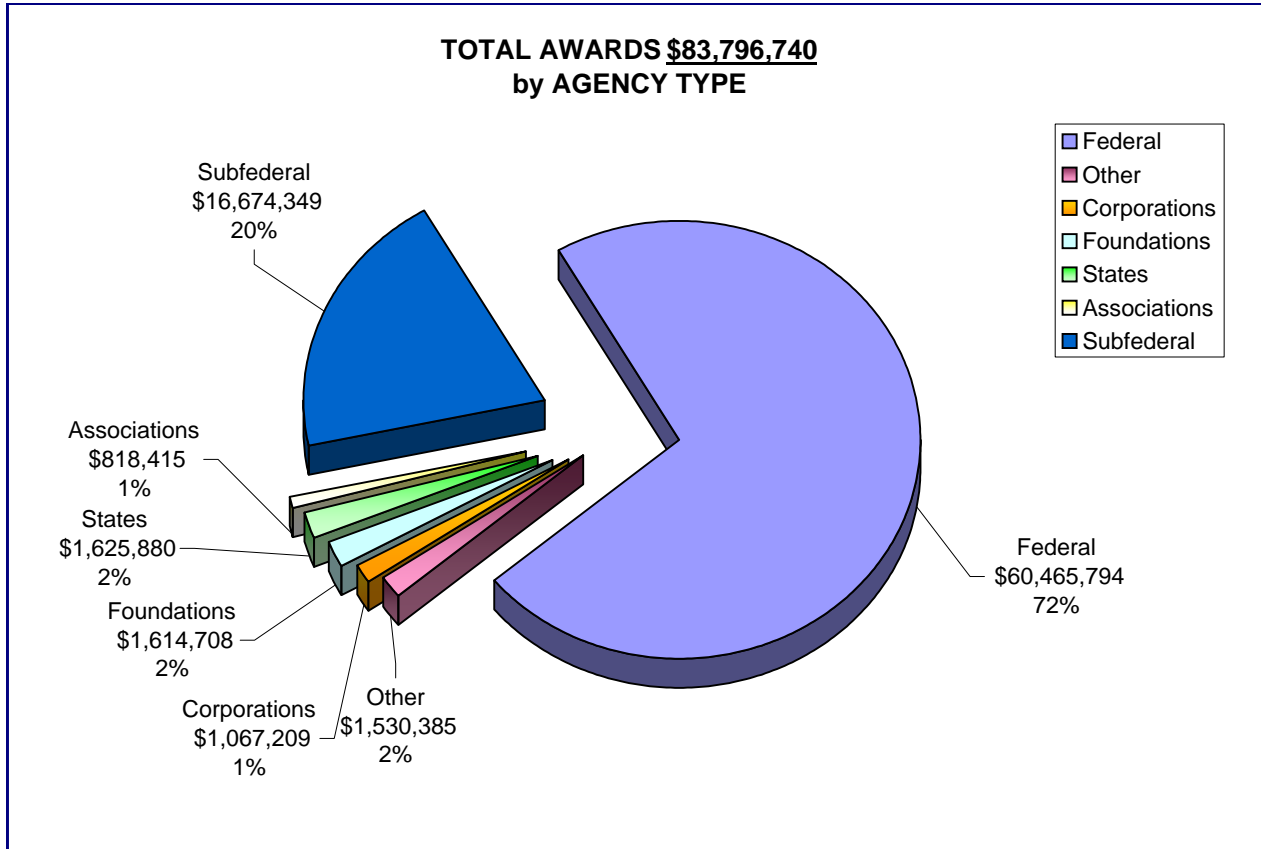
Music - School of Music

Other - Other UO units

UO MUS - University Museums

VPR C/I - Vice President for Research Centers and Institutes

AWARDS RECEIVED FY 2004-05

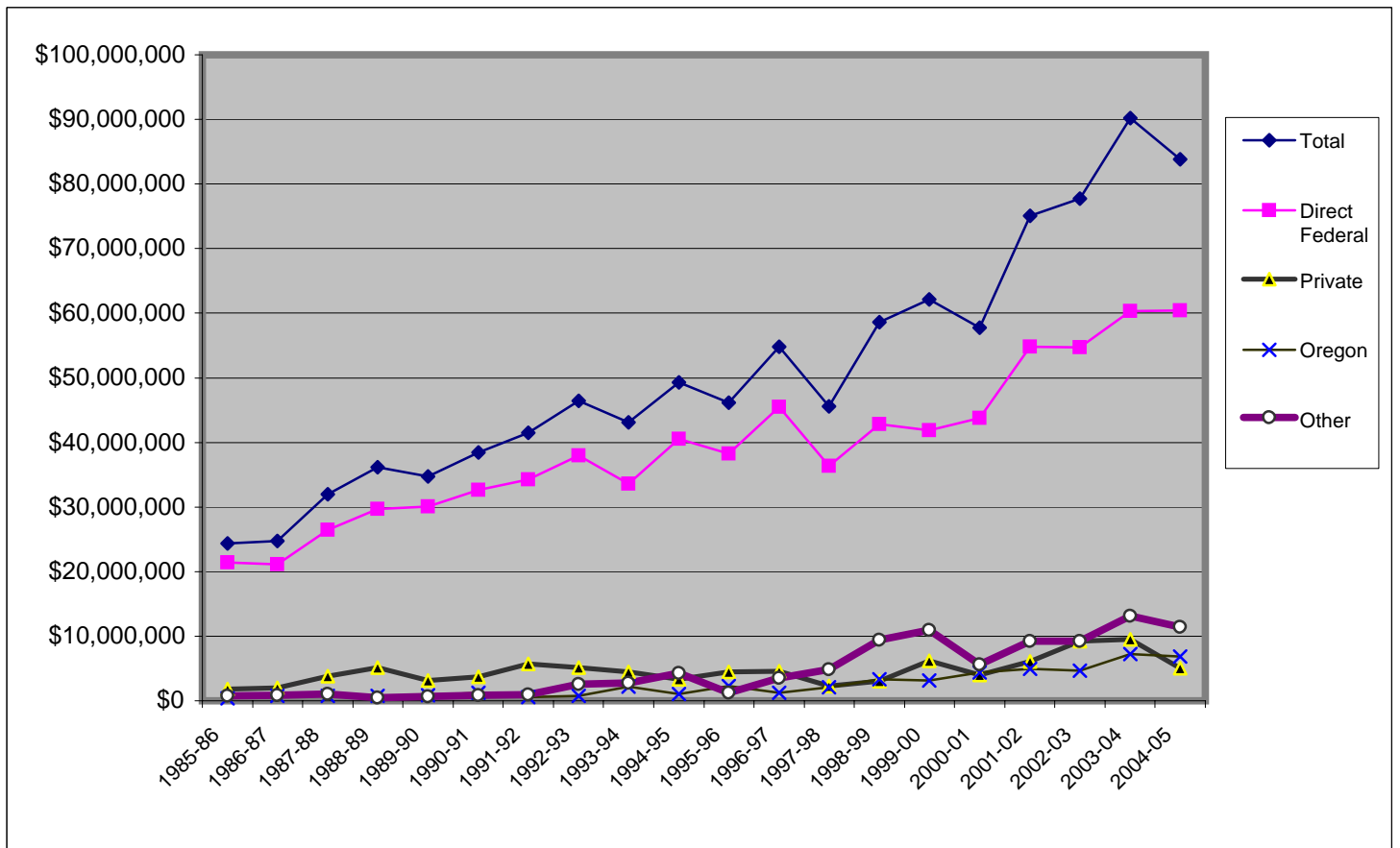


TOTAL AWARDS RECEIVED

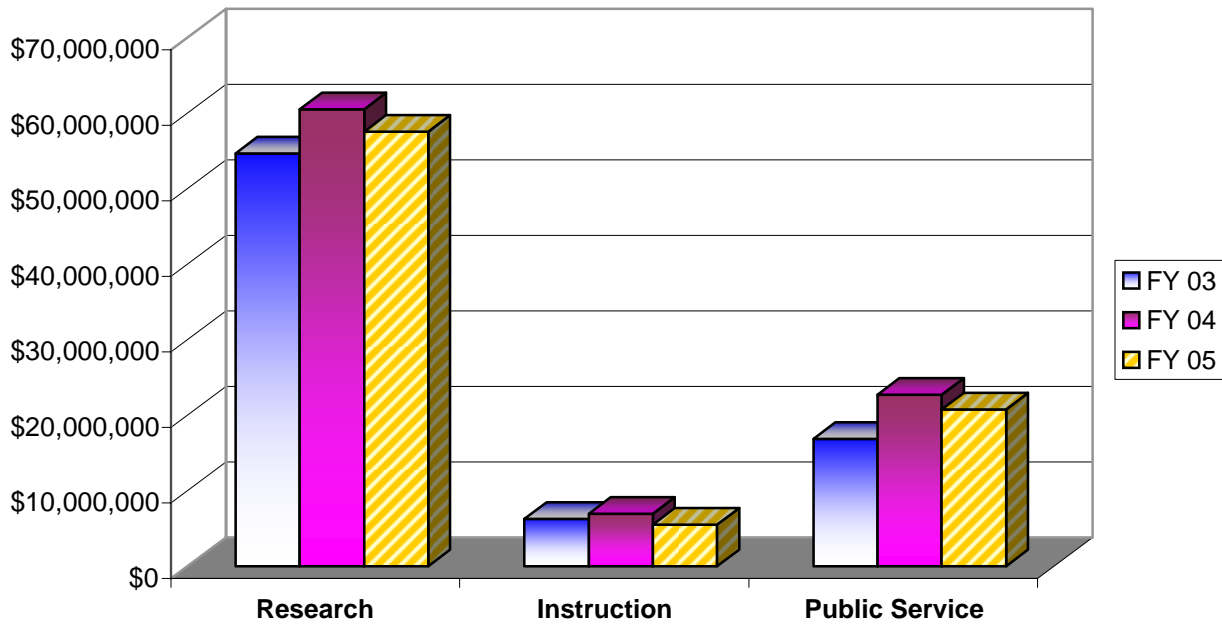
A MULTI-YEAR SUMMARY OF PUBLIC AND PRIVATE SUPPORT

<u>FY</u>	<u>Total</u>	<u>Direct Federal</u>	<u>Private</u>	<u>Oregon</u>	<u>Other</u>
1985-86	\$24,335,347	\$21,423,814	\$1,843,294	\$353,685	\$714,554
1986-87	24,753,897	21,129,421	2,034,128	728,307	862,041
1987-88	32,001,971	26,404,350	3,795,002	757,347	1,045,272
1988-89	36,144,268	29,725,452	5,159,089	742,407	517,320
1989-90	34,691,675	30,035,647	3,095,893	878,327	681,808
1990-91	38,454,502	32,624,458	3,699,347	1,261,942	868,755
1991-92	41,439,740	34,233,730	5,719,960	552,165	933,885
1992-93	46,439,911	37,935,710	5,103,303	787,673	2,613,225
1993-94	43,084,988	33,600,910	4,487,702	2,232,849	2,763,527
1994-95	49,314,114	40,578,922	3,351,519	1,058,505	4,325,168
1995-96	46,193,068	38,223,508	4,443,654	2,299,892	1,226,014
1996-97	54,762,524	45,463,825	4,562,788	1,191,210	3,544,701
1997-98	45,583,399	36,310,750	2,311,703	2,129,020	4,831,926
1998-99	58,616,598	42,862,943	3,072,935	3,299,591	9,381,129
1999-00	62,146,230	41,866,861	6,206,444	3,175,232	10,897,693
2000-01	57,778,019	43,737,877	3,963,918	4,416,157	5,660,067
2001-02	75,055,860	54,767,149	6,077,083	4,976,439	9,235,189
2002-03	77,763,176	54,725,468	9,202,696	4,626,435	9,208,577
2003-04	90,189,991	60,369,096	9,511,585	7,185,722	13,123,588
2004-05	83,796,740	60,465,794	5,066,016	6,890,287	11,374,643

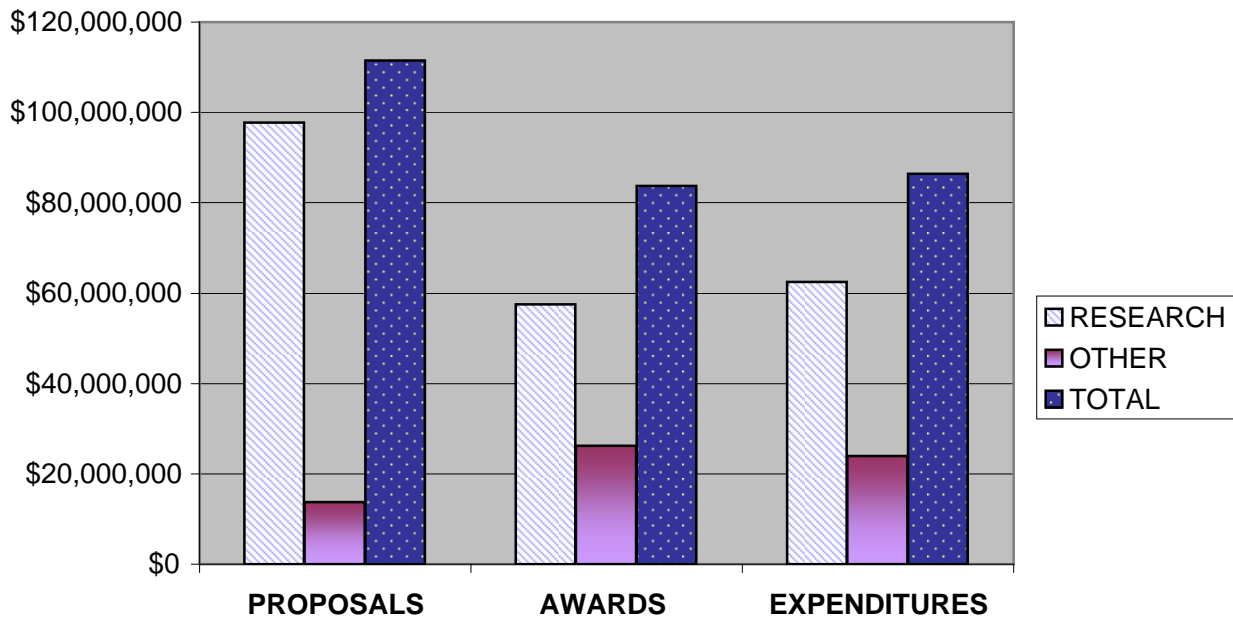
Note: Sub-federal flow-through funds are included in totals for Private, Oregon and Other.



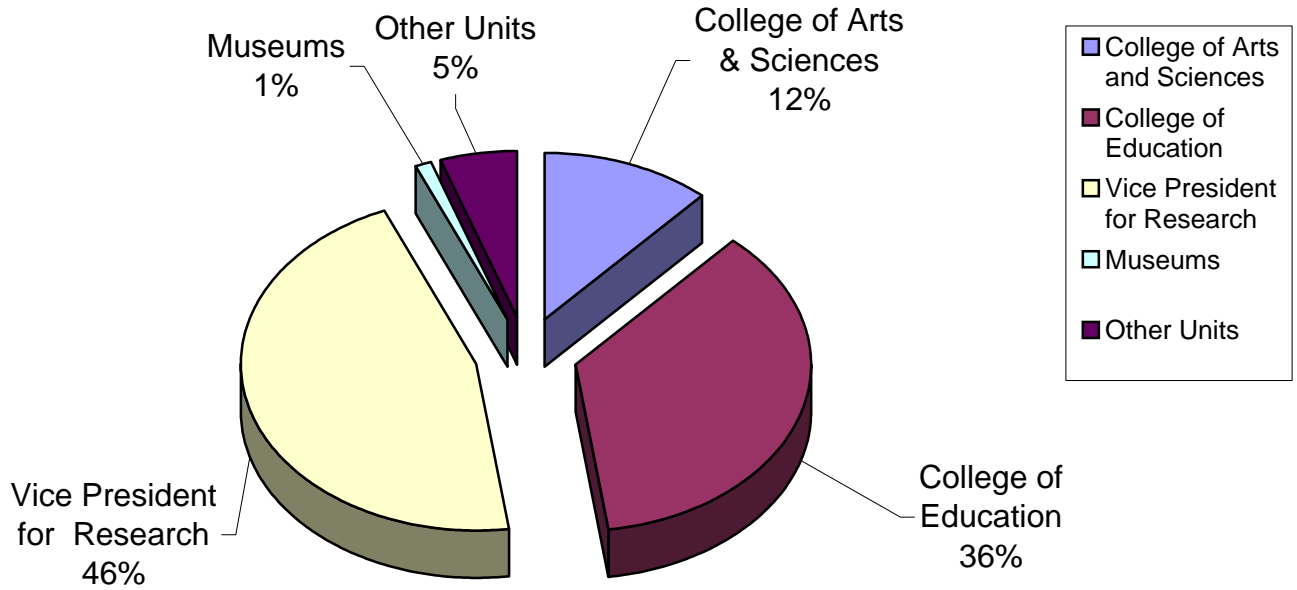
AWARDS BY ACTIVITY - 3 YEAR PERIOD



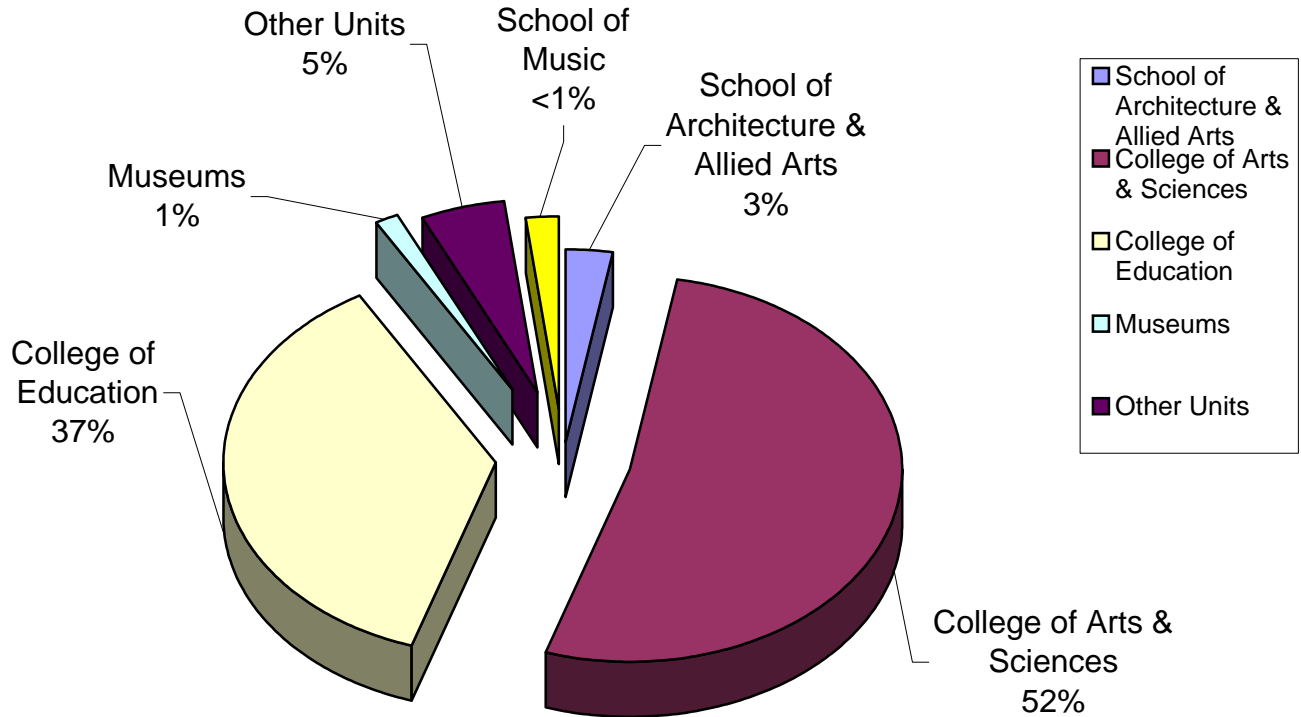
FY 05 RESEARCH SUPPORT



FY 05 Awards by Proposal Submitting Unit



FY 05 Awards by Home Unit of PI, Co-PI



AWARDS RECEIVED FY 00 - FY 05

BY SUBMITTING UNIT*	FY 1999-00	FY 2000-01	FY 2001-02	FY 2002-03	FY 2003-04	FY 2004-05
COLLEGE OF ARTS AND SCIENCES*						
American English Institute						\$432,550
Anthropology	\$127,554	\$61,060	\$233,015	\$265,485	\$155,854	104,132
Biology/Ecology and Evolution	761,300	1,176,599	860,209			
Chemical Physics, Institute of	0	0	0			
Chemistry	1,687,188	1,690,924	750,360	1,221,341	405,687	923,459
Classics	0	0	49,000			
Computational Science Institute	296,366	361,648	659,656			
Computer and Information Science	1,768,888	840,823	1,582,115	910,542	821,335	1,047,797
Creative Writing	0	24,166	40,000			
Dean, College of Arts and Sciences	0	0	0			
East Asian Languages and Literatures	0	0	0	25,000		
Economics	24,931	165,667	292,500	240,790	345,094	379,357
English	2,500	0	0			80,000
Environmental Studies	0	0	0	24,914	13,999	47,397
Geography	640,336	477,815	787,864	722,588	359,056	541,843
Geological Sciences	1,044,770	692,825	1,048,125	1,253,252	1,581,449	1,160,320
History	90,100	68,142	100	96,716	21,577	100,900
Human Physiology (Exercise and Movement Science)	80,950	139,268	439,842	1,137,941	1,649,055	490,734
Linguistics	182,840	0	170,957		50,000	162,748
Materials Science Institute	1,875,295	3,183,920	3,668,851			
Mathematics	480,615	409,277	472,232	487,642	348,810	1,067,415
Molecular Biology, Institute of	5,923,469	7,441,292	8,982,811			
Neuroscience, Institute of	8,150,891	6,360,712	11,289,370			
Oregon Center for Optics	1,425,149	993,819	1,363,476			
Oregon Consortium for International and Area Studies						78,000
Oregon Institute of Marine Biology	654,106	475,618	1,111,570			
Physics	822,395	1,138,791	421,858	967,110	717,243	450,809
Political Science	38,573	48,400	33,884	9,522	174,223	32,225
Psychology	3,058,606	5,639,682	8,066,673	3,587,694	2,795,573	2,610,408
Romance Languages	0	0	0			40,000
Social Science Instruction Laboratory					10,000	
Sociology	5,000	145,753	86,309	30,000	18,200	
Theoretical Science, Institute of	1,125,441	1,293,364	1,597,422			

AWARDS RECEIVED FY 00 - FY 05

BY SUBMITTING UNIT*	FY 1999-00	FY 2000-01	FY 2001-02	FY 2002-03	FY 2003-04	FY 2004-05
Women's and Gender Studies					21,333	
Yamada Language Center	10,000	0	0			10,000
Total College of Arts and Sciences	\$30,277,263	\$32,829,565	\$44,008,199	\$10,980,537	\$9,488,488	\$9,760,094
SCHOOL OF ARCHITECTURE AND ALLIED ARTS*						
Architecture	\$187,374	0	\$214,461	\$151,431	\$13,000	
Art	0	\$2,000	0			\$20,000
Art History	0	0	0	40,000	40,000	
Arts and Administration	2,000	5,547	0			
Community Service Center	399,765	678,243	951,304			
Dean, School of Architecture and Allied Arts					100,000	20,000
Fine and Applied Arts	0	0	0			
Historic Preservation	2,000	0	0		135,000	69,310
Housing Innovation, Center for	322,853	270,186	308,277			
Landscape Architecture	0	251,900	10,000	10,092	78,908	72,961
Planning, Public Policy and Management	354,995	733,755	414,934	68,950	79,267	
Total School of Architecture and Allied Arts	\$1,268,987	\$1,941,631	\$1,898,976	\$270,473	\$446,175	\$182,271
CHARLES H. LUNDQUIST COLLEGE OF BUSINESS*						
Accounting					\$12,963	
Decision Sciences					19,950	\$16,839
Lundquist Center for Entrepreneurship	\$55,692	\$138,550	\$90,000	\$70,000	67,500	
Lundquist College of Business - Other						45,000
Management	74,861	0	0	359,298		68,938
Total Lundquist College of Business	\$74,861	\$0	\$0	\$359,298	\$100,413	\$130,777
COLLEGE OF EDUCATION*						
Advanced Technology in Education, Center for	\$808,119	\$1,830,944	\$1,464,876	\$962,897	\$283,190	\$382,036
Applied Behavioral and Communication Sciences	1,100,371	539,031	298,099			
Counseling Psychology and Human Services						16,100
Dean, College of Education						69,984
Development of Educational Achievement, Institute for the	7,378,809	4,659,390	5,533,287	6,419,920	8,009,057	8,066,013
Early Intervention Program					1,252,149	1,228,264

AWARDS RECEIVED FY 00 - FY 05

BY SUBMITTING UNIT*	FY 1999-00	FY 2000-01	FY 2001-02	FY 2002-03	FY 2003-04	FY 2004-05
Educational and Community Supports					4,665,540	4,402,551
Educational Leadership	923,430	197,541	0	74,374		
Educational Policy Research, Center for						84,628
Electronic Studying, Center for						184,679
Emerging Education Research, Center for					112,085	1,495,186
High School Equivalency Program						545,000
Human Development, Center on	9,614,866	2,896,600	9,948,167	10,198,137	8,067,128	7,759,125
Learning and Instructional Leadership	0	0	0			
Other College of Education Units	1,250,595	2,129,513	9,719	95,368		
School Psychology					292,156	299,627
Special Education and Community Resources	290,054	0	1,939,117	2,107,618		
TACS/Western Regional Resource Center				1,190,460	2,486,795	3,805,152
Teaching and Learning, Center on						320,000
Violence and Destructive Behavior, Institute on	2,785,112	2,808,179	2,250,481	1,337,191	1,962,539	1,527,066
Total College of Education	\$24,151,356	\$15,061,198	\$21,443,746	\$22,385,965	\$27,130,639	\$30,185,411
SCHOOL OF JOURNALISM AND COMMUNICATION*					\$7,600	0
SCHOOL OF LAW*	\$459,996	\$525,691	\$793,342	\$253,872	0	\$200,634
SCHOOL OF MUSIC*	\$86,875	\$86,342	\$40,000	\$121,204	\$289,588	\$85,000
CROSS-COLLEGIAL RESEARCH CENTERS AND INSTITUTES*						
Asian and Pacific Studies, Center for	\$230,646	\$163,748	\$168,500			
CAPS-Center for Applied Second Language Studies	310,268	495,267	104,613			
Cognitive and Decision Sciences, Institute of	361,838	48,039	168,767			
Computational Intelligence Research Laboratory	881,663	762,249	414,531			
Labor Education and Research Center	553,775	1,800,000	306,194	\$358,075	\$364,293	\$1,543,726
Oregon Survey Research Laboratory	274,757	928,475	399,248			
Study of Women in Society, Center for the	586,512	855,748	1,385,802			
Sustainable Environment, Institute for a	233,800	71,281	1,242,212			

AWARDS RECEIVED FY 00 - FY 05

BY SUBMITTING UNIT*	FY 1999-00	FY 2000-01	FY 2001-02	FY 2002-03	FY 2003-04	FY 2004-05
Total Cross-Collegial Research Centers and Institutes	\$3,433,259	\$5,124,807	\$4,189,867	\$358,075	\$364,293	\$1,543,726
MUSEUMS*						
Museum of Anthropology	\$503,076	\$326,343	\$686,809	\$1,931,558	\$3,038,520	\$1,080,994
Museum of Art	340,625	216,326	102,427	108,581	158,500	47,604
Museum of Natural History	12,550	0	58,146	50,000	240,894	
Total Museums	\$856,251	\$542,669	\$847,382	\$2,090,139	\$3,437,914	\$1,128,598
ADMINISTRATIVE OFFICES*						
Business Affairs Office	0	0	\$27,003			
Continuation Center	\$120,913	\$54,710	227,440	\$29,000	\$100,000	
Graduate School	85,575	27,300	114,000	182,018	234,000	\$248,000
International Education and Exchange	7,545	800	0			
President, Office of the	0	0	250,000		125,000	
Provost, Office of the	110,000	0	0			
University Computing Center	458,228	525,948	287,916	399,986	642,986	635,218
Total Administrative Offices	\$782,261	\$608,758	\$906,359	\$611,004	\$1,101,986	\$883,218
OTHER PROGRAMS*						
Academic Learning Services	\$561,892	\$585,032	\$684,712	\$724,130	\$705,134	\$705,134
Career Center	13,650	13,651	13,650	14,099	14,099	11,599
Erb Memorial Union	63,460	64,460	66,195	57,345	1,000	5,000
Health Center	0	0	0			1,750
KWAX	0	0	0			
Library	50,000	247,353	73,432	68,176	106,803	86,062
New Media Center	2,252	0	0			
Student Life	8,175	8,312	0	186,359		299,464
Undergraduate Studies					75,000	
University Planning Office						190,000
Total Other Programs	\$699,429	\$918,808	\$837,989	\$1,050,109	\$902,036	\$1,299,009
VICE PRESIDENT FOR RESEARCH*						
Applied Second Language Studies, Center for				\$577,665	\$606,498	\$850,842
Asian and Pacific Studies, Center for				100,000	10,000	495,790
Child and Family Center				3,551,795	4,341,769	4,812,926

AWARDS RECEIVED FY 00 - FY 05

BY SUBMITTING UNIT*	FY 1999-00	FY 2000-01	FY 2001-02	FY 2002-03	FY 2003-04	FY 2004-05
Cognitive and Decision Sciences, Institute of				319,447	187,877	41,456
Community Service Center				792,809	1,260,429	884,053
Computational Intelligence Research Laboratory				1,058,732	253,169	
Computational Science Institute				170,683		26,562
Ecology and Evolutionary Biology, Center for				1,193,112	1,403,995	1,341,666
Housing Innovation, Center for				561,043	878,429	247,646
Materials Science Institute				4,004,600	4,473,644	4,399,592
Molecular Biology, Institute of				9,888,734	8,602,264	7,562,228
Neuroinformatics Center				729,510	2,381,747	1,159,093
Neuroscience, Institute of				10,889,653	11,165,576	11,690,696
Oregon Center for Optics				1,519,221	1,803,127	1,264,388
Oregon Humanities Center					47,377	
Oregon Institute of Marine Biology				598,652	1,204,085	902,011
Oregon Survey Research Laboratory				469,419	648,852	361,623
Policy Research and Innovation, Institute for					662,536	252,467
Study of Women in Society, Center for the				901,051	78,536	54,777
Sustainable Environment, Institute for a				358,628	121,340	604,060
Theoretical Science, Institute of				1,467,746	1,356,609	1,421,000
Veterinary Services and Animal Care, Office of						25,126
Vice President for Research				60,000	5,433,000	
Total Vice President for Research				\$39,212,500	\$46,920,859	\$38,398,002
TOTAL ALL AWARDS RECEIVED	\$62,090,538	\$57,639,469	\$74,965,860	\$77,693,176	\$90,189,991	\$83,796,740

*"Submitting Units" were reclassified in FY 2002-03 to reflect the research centers and institutes reporting to the Vice President for Research. See Home Unit of PI and CO-PI for breakdown on awards by schools and colleges.

AWARDS RECEIVED FY 00 - FY 05 BY SUBMITTING UNIT

BY SUBMITTING UNIT*	**COLL	FY 1999-00	FY 2000-01	FY 2001-02	FY 2002-03	FY 2003-04	FY 2004-05
Academic Learning Services	Other	\$561,892	\$585,032	\$684,712	\$724,130	\$705,134	\$705,134
Accounting	LCB					12,963	
Advanced Technology in Education, Center for	COE	808,119	1,830,944	1,464,876	962,897	283,190	382,036
American English Institute	CAS						432,550
Anthropology	CAS	127,554	61,060	233,015	265,485	155,854	104,132
Applied Behavioral and Communication Sciences	COE	1,100,371	539,031	298,099			
Applied Second Language Studies, Center for	VPR C/I	310,268	495,267	104,613	577,665	606,498	850,842
Architecture	AAA	187,374		214,461	151,431	13,000	
Art	AAA		2,000				20,000
Art History	AAA				40,000	40,000	
Arts and Administration	AAA	2,000	5,547				
Asian and Pacific Studies, Center for	VPR C/I	230,646	163,748	168,500	100,000	10,000	495,790
Biology/Ecology and Evolution	CAS	761,300	1,176,599	860,209			
Business Affairs Office	Admin			27,003			
Career Center	Other	13,650	13,651	13,650	14,099	14,099	11,599
Chemical Physics, Institute of	CAS						
Chemistry	CAS	1,687,188	1,690,924	750,360	1,221,341	405,687	923,459
Child and Family Center	VPR C/I				3,551,795	4,341,769	4,812,926
Classics	CAS			49,000			
Cognitive and Decision Sciences, Institute of	VPR C/I	361,838	48,039	168,767	319,447	187,877	41,456
Community Service Center	VPR C/I	399,765	678,243	951,304	792,809	1,260,429	884,053
Computational Intelligence Research Laboratory	VPR C/I	881,663	762,249	414,531	1,058,732	253,169	
Computational Science Institute	VPR C/I	296,366	361,648	659,656	170,683		26,562
Computer and Information Science	CAS	1,768,888	840,823	1,582,115	910,542	821,335	1,047,797
Continuation Center	Admin	120,913	54,710	227,440	29,000	100,000	
Counseling Psychology and Human Services	COE						16,100
Creative Writing	CAS		24,166	40,000			
Dean, College of Arts and Sciences	CAS						
Dean, College of Education	COE						69,984
Dean, School of Architecture and Allied Arts	AAA					100,000	20,000
Decision Sciences	LCB					19,950	16,839
Development of Educational Achievement, Institute for the	COE	7,378,809	4,659,390	5,533,287	6,419,920	8,009,057	8,066,013
Early Intervention Program	COE					1,252,149	1,228,264
East Asian Languages and Literatures	CAS				25,000		
Ecology and Evolutionary Biology, Center for	VPR C/I				1,193,112	1,403,995	1,341,666
Economics	CAS	24,931	165,667	292,500	240,790	345,094	379,357
Education, College of - Other Units	COE	1,250,595	2,129,513	9,719	95,368		
Educational and Community Supports	COE					4,665,540	4,402,551
Educational Leadership	COE	923,430	197,541		74,374		
Educational Policy Research, Center for	COE						84,628
Electronic Studying, Center for	COE						184,679
Emerging Education Research, Center for	COE					112,085	1,495,186

AWARDS RECEIVED FY 00 - FY 05 BY SUBMITTING UNIT

BY SUBMITTING UNIT*	**COLL	FY 1999-00	FY 2000-01	FY 2001-02	FY 2002-03	FY 2003-04	FY 2004-05
English	CAS	2,500					80,000
Environmental Studies	CAS				24,914	13,999	47,397
Erb Memorial Union	Other	63,460	64,460	66,195	57,345	1,000	5,000
Fine and Applied Arts	AAA						
Geography	CAS	640,336	477,815	787,864	722,588	359,056	541,843
Geological Sciences	CAS	1,044,770	692,825	1,048,125	1,253,252	1,581,449	1,160,320
Graduate School	Admin	85,575	27,300	114,000	182,018	234,000	248,000
Health Center	Other						1,750
High School Equivalency Program	COE						545,000
Historic Preservation	AAA	2,000				135,000	69,310
History	CAS	90,100	68,142	100	96,716	21,577	100,900
Housing Innovation, Center for	VPR C/I	322,853	270,186	308,277	561,043	878,429	247,646
Human Development, Center on	COE	9,614,866	2,896,600	9,948,167	10,198,137	8,067,128	7,759,125
Human Physiology (Exercise and Movement Science)	CAS	80,950	139,268	439,842	1,137,941	1,649,055	490,734
International Education and Exchange	Admin	7,545	800				
Journalism and Communication, School of	JOURN					7,600	
KWAX	Other						
Labor Education and Research Center	CCRCI	553,775	1,800,000	306,194	358,075	364,293	1,543,726
Landscape Architecture	AAA		251,900	10,000	10,092	78,908	72,961
Law, School of	Law	459,996	525,691	793,342	253,872		200,634
Learning and Instructional Leadership	COE						
Library	Other	50,000	247,353	73,432	68,176	106,803	86,062
Linguistics	CAS	182,840		170,957		50,000	162,748
Lundquist Center for Entrepreneurship	LCB	55,692	138,550	90,000		67,500	
Lundquist College of Business	LCB				429,298		
Lundquist College of Business - Other	LCB						45,000
Management	LCB	74,861					68,938
Materials Science Institute	VPR C/I	1,875,295	3,183,920	3,668,851	4,004,600	4,473,644	4,399,592
Mathematics	CAS	480,615	409,277	472,232	487,642	348,810	1,067,415
Molecular Biology, Institute of	VPR C/I	5,923,469	7,441,292	8,982,811	9,888,734	8,602,264	7,562,228
Museum of Anthropology	UO MUS	503,076	326,343	686,809			
Museum of Art	UO MUS	340,625	216,326	102,427			
Museum of Natural History	UO MUS	12,550		58,146			
Music, School of	Music	86,875	86,342	40,000	121,204	289,588	85,000
Neuroinformatics Center	VPR C/I				729,510	2,381,747	1,159,093
Neuroscience, Institute of	VPR C/I	8,150,891	6,360,712	11,289,370	10,889,653	11,165,576	11,690,696
New Media Center	Other	2,252					
Oregon Center for Optics	VPR C/I	1,425,149	993,819	1,363,476	1,519,221	1,803,127	1,264,388
Oregon Consortium for International and Area Studies	CAS						78,000
Oregon Humanities Center	VPR C/I					47,377	
Oregon Institute of Marine Biology	VPR C/I	654,106	475,618	1,111,570	598,652	1,204,085	902,011
Oregon Survey Research Laboratory	VPR C/I	274,757	928,475	399,248	469,419	648,852	361,623

AWARDS RECEIVED FY 00 - FY 05 BY SUBMITTING UNIT

BY SUBMITTING UNIT*	**COLL	FY 1999-00	FY 2000-01	FY 2001-02	FY 2002-03	FY 2003-04	FY 2004-05
Physics	CAS	822,395	1,138,791	421,858	967,110	717,243	450,809
Planning, Public Policy and Management	AAA	354,995	733,755	414,934	68,950	79,267	
Policy Research and Innovation, Institute for	VPR C/I					662,536	252,467
Political Science	CAS	38,573	48,400	33,884	9,522	174,223	32,225
President, Office of the	Admin			250,000		125,000	
Provost, Office of the	Admin	110,000					
Psychology	CAS	3,058,606	5,639,682	8,066,673	3,587,694	2,795,573	2,610,408
Romance Languages	CAS						40,000
School Psychology	COE					292,156	299,627
Social Science Instruction Laboratory	CAS					10,000	
Sociology	CAS	5,000	145,753	86,309	30,000	18,200	
Special Education and Community Resources	COE	290,054		1,939,117	2,107,618		
Student Life	Other	8,175	8,312		186,359		299,464
Study of Women in Society, Center for the	VPR C/I	586,512	855,748	1,385,802	901,051	78,536	54,777
Sustainable Environment, Institute for a	VPR C/I	233,800	71,281	1,242,212	358,628	121,340	604,060
TACS/Western Regional Resource Center	COE				1,190,460	2,486,795	3,805,152
Teaching and Learning, Center on	COE						320,000
Theoretical Science, Institute of	VPR C/I	1,125,441	1,293,364	1,597,422	1,467,746	1,356,609	1,421,000
Undergraduate Studies	Other					75,000	
University Computing Center	Admin	458,228	525,948	287,916	399,986	642,986	635,218
University Planning Office	Other						190,000
UO Museums	UO MUS				2,090,139	3,437,914	1,128,598
Veterinary Services and Animal Care, Office of	VPR C/I						25,126
Vice President for Research	VPR C/I				60,000	5,433,000	
Violence and Destructive Behavior, Institute on	COE	2,785,112	2,808,179	2,250,481	1,337,191	1,962,539	1,527,066
Women's and Gender Studies	CAS					21,333	
Yamada Language Center	CAS	10,000					10,000
TOTAL ALL AWARDS RECEIVED		\$62,146,230	\$57,778,019	\$75,055,860	\$77,763,176	\$90,189,991	\$83,796,740

*"Submitting Units" were reclassified in FY 2002-03 to reflect the research centers and institutes under the Vice President for Research. See Home Unit of PI and CO-PI for breakdown on awards by schools and colleges.

** COLL - College, School level:

AAA - School of Architecture and Allied Arts

Admin - Administrative Offices

CAS - College of Arts and Sciences

CCRCI - Cross-Collegial Research Centers and Institutes

COE - College of Education

JOURN - School of Journalism and Communication

Law - School of Law

AWARDS RECEIVED FY 00 - FY 05 BY SUBMITTING UNIT

BY SUBMITTING UNIT¹	**COLL	FY 1999-00	FY 2000-01	FY 2001-02	FY 2002-03	FY 2003-04	FY 2004-05
---------------------------------------	---------------	-------------------	-------------------	-------------------	-------------------	-------------------	-------------------

LCB - Lundquist College of Business
Music - School of Music
Other - Other UO units
UO MUS - University Museums
VPR C/I - Vice President for Research Centers and
Institutes

AWARDS RECEIVED BY HOME UNIT OF PI AND CO-PI IN FY 05

	<u>PI HOME UNIT</u>	<u>Award Totals*</u>	<u>CO-PI HOME UNIT</u>	<u>Award Totals*</u>	<u>TOTAL AWARDS* BY HOME UNIT</u>
SCHOOL OF ARCHITECTURE AND ALLIED ARTS (AAA)	Architecture	302,646	Architecture		School of Architecture and Allied Arts Architecture 302,646
	Art	20,000	Art		Art 20,000
	Historic Preservation	34,310	Historic Preservation		Historic Preservation 34,310
	Landscape Architecture	520,271	Landscape Architecture	72,961	Landscape Architecture 593,232
	Planning, Public Policy and Management	1,446,695	Planning, Public Policy and Management	457,672	Planning, Public Policy and Management 1,904,367
	TOTAL AAA	2,323,922	TOTAL AAA	530,633	TOTAL AAA 2,854,555
	COLLEGE OF ARTS AND SCIENCES (CAS)	American English Institute	297,910	American English Institute	
Anthropology		125,327	Anthropology		Anthropology 125,327
Biology		17,780,789	Biology	4,751,866	Biology 22,532,655
Chemistry		7,209,560	Chemistry	864,057	Chemistry 8,073,617
Computer and Information Science		2,233,452	Computer and Information Science	2,748,701	Computer and Information Science 4,982,153
Economics		379,357	Economics		Economics 379,357
English		80,000	English	63,000	English 143,000
Environmental Studies		47,397	Environmental Studies		Environmental Studies 47,397
Geography		611,827	Geography	48,219	Geography 660,046
Geological Sciences		1,160,320	Geological Sciences	205,067	Geological Sciences 1,365,387
Germanic Languages and Literatures			Germanic Languages and Literatures	1,000	Germanic Languages and Literatures 1,000
History		101,900	History		History 101,900
Human Physiology		797,087	Human Physiology	41,074	Human Physiology 838,161
International Studies		78,000	International Studies	78,000	International Studies 156,000
Linguistics		297,388	Linguistics	25,000	Linguistics 322,388
Mathematics		1,067,415	Mathematics	74,116	Mathematics 1,141,531
Physics		4,477,999	Physics	1,768,401	Physics 6,246,400
Political Science		527,015	Political Science		Political Science 527,015
Psychology		6,414,645	Psychology	1,435,821	Psychology 7,850,466
Romance Languages		40,000	Romance Languages		Romance Languages 40,000
Yamada Language Center		10,000	Yamada Language Center		Yamada Language Center 10,000
TOTAL CAS		43,737,388	TOTAL CAS	12,104,322	TOTAL CAS 55,841,710

AWARDS RECEIVED BY HOME UNIT OF PI AND CO-PI IN FY 05

	<u>PI HOME UNIT</u>	<u>Award Totals*</u>	<u>CO-PI HOME UNIT</u>	<u>Award Totals*</u>	<u>TOTAL AWARDS* BY HOME UNIT</u>
COLLEGE OF EDUCATION (COE)					College of Education
	Communication Disorders and Sciences	128,938	Communication Disorders and Sciences	148,675	Communication Disorders and Sciences 277,613
	Counseling Psychology and Human Services	857,403	Counseling Psychology and Human Services	359,876	Counseling Psychology and Human Services 1,217,279
	Educational and Community Supports	438,997	Educational and Community Supports	539,997	Educational and Community Supports 978,994
	Educational Leadership	1,187,138	Educational Leadership		Educational Leadership 1,187,138
	Human Development, Center on		Human Development, Center on	7,300,044	Human Development, Center on 7,300,044
	Research and Outreach - Other Units	2,185,181	Research and Outreach - Other Units		Research and Outreach - Other Units 2,185,181
	School Psychology		School Psychology		School Psychology 0
	Special Education	20,487,549	Special Education	5,324,204	Special Education 25,811,753
	TACS/Western Regional Resource Center	3,805,152	TACS/Western Regional Resource Center		TACS/Western Regional Resource Center 3,805,152
	Teacher Education	1,691,403	Teacher Education	203,991	Teacher Education 1,895,394
	TOTAL COE	30,781,761	TOTAL COE	13,876,787	TOTAL COE 44,658,548
SCHOOL OF LAW	Law	200,634	Law	0	TOTAL LAW 200,634
LUNDQUIST COLLEGE OF BUSINESS (LCB)	LCB	179,855	LCB	35,640	TOTAL LCB 215,495
SCHOOL OF JOURNALISM AND COMMUNICATION	Journ/Comm	0	Journ/Comm	0	TOTAL JOURN/COMM 0
MUSEUMS	Museums	1,128,598	Museums	134,088	TOTAL MUSEUMS 1,262,686
SCHOOL OF MUSIC	Music	85,000	Music	0	TOTAL MUSIC 85,000

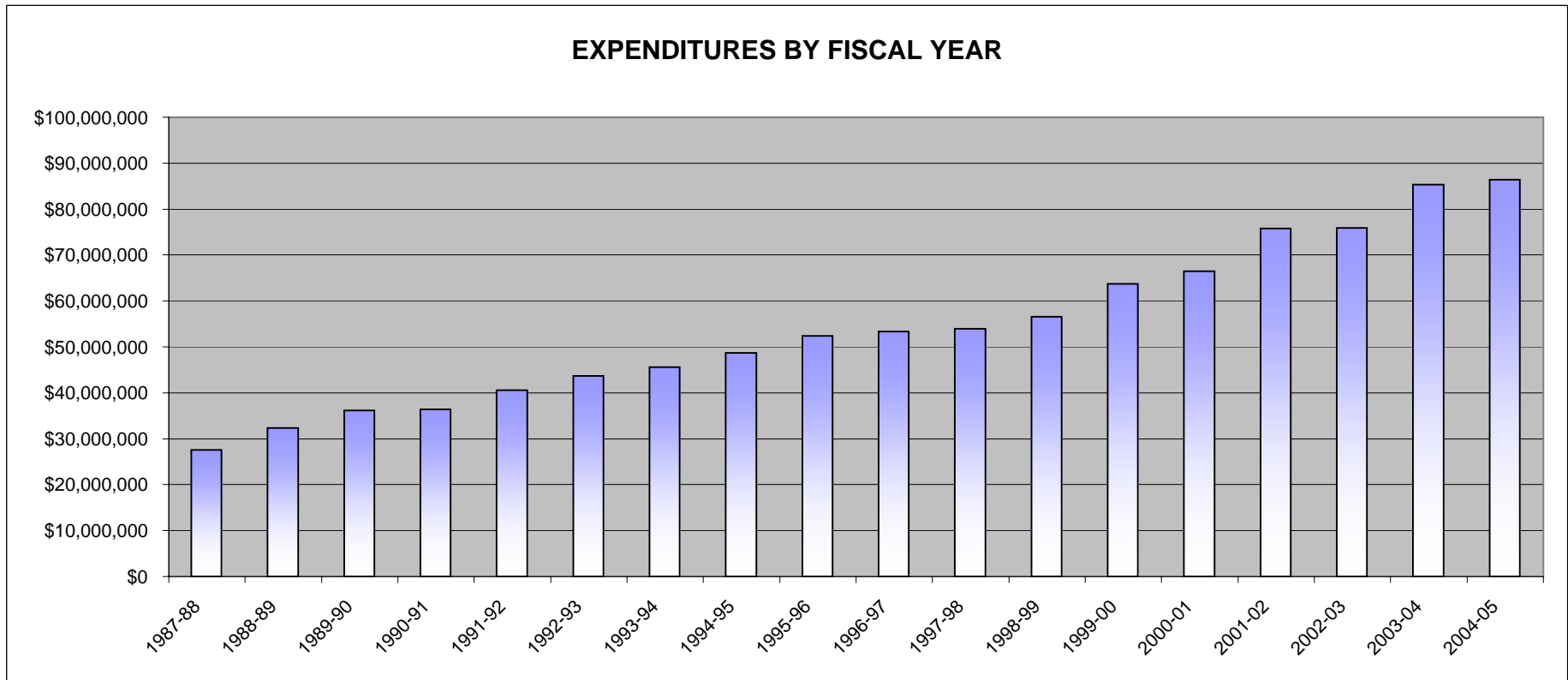
AWARDS RECEIVED BY HOME UNIT OF PI AND CO-PI IN FY 05

	<u>PI HOME UNIT</u>	<u>Award Totals*</u>	<u>CO-PI HOME UNIT</u>	<u>Award Totals*</u>	<u>TOTAL AWARDS* BY HOME UNIT</u>
VICE PRESIDENT FOR RESEARCH	Applied Second Language Studies, Center for	850,842	Applied Second Language Studies, Center for		Vice President for Research Applied Second Language Studies, Center for 850,842
	Child and Family Center	530,087	Child and Family Center		Child and Family Center 530,087
	Molecular Biology, Institute of	30,000	Molecular Biology, Institute of		Molecular Biology, Institute of 30,000
	Oregon Institute of Marine Biology	4,872	Oregon Institute of Marine Biology		Oregon Institute of Marine Biology 4,872
	Oregon Survey Research Laboratory	241,780	Oregon Survey Research Laboratory		Oregon Survey Research Laboratory 241,780
	Veterinary Services and Animal Care, Office of	25,126	Veterinary Services and Animal Care, Office of		Veterinary Services and Animal Care, Office of 25,126
	TOTAL VP-RESEARCH	1,682,707	TOTAL VP-RESEARCH	0	TOTAL VP-RESEARCH 1,682,707
OTHER UNITS	Academic Learning Services	705,134	Academic Learning Services		Other Units Academic Learning Services 705,134
	Career Center	11,599	Career Center		Career Center 11,599
	Continuation Center		Continuation Center		Continuation Center 0
	Erb Memorial Union	5,000	Erb Memorial Union		Erb Memorial Union 5,000
	Graduate School	248,000	Graduate School		Graduate School 248,000
	Health Center	1,750	Health Center		Health Center 1,750
	Labor and Education Research Center	1,494,648	Labor and Education Research Center	1,495,548	Labor and Education Research Center 2,990,196
	Library	86,062	Library	86,062	Library 172,124
	Student Life	299,464	Student Life		Student Life 299,464
	University Computing Center	635,218	University Computing Center	341,618	University Computing Center 976,836
	University Planning Office	190,000	University Planning Office		University Planning Office 190,000
	TOTAL OTHER	3,676,875	TOTAL OTHER	1,923,228	TOTAL OTHER 5,600,103

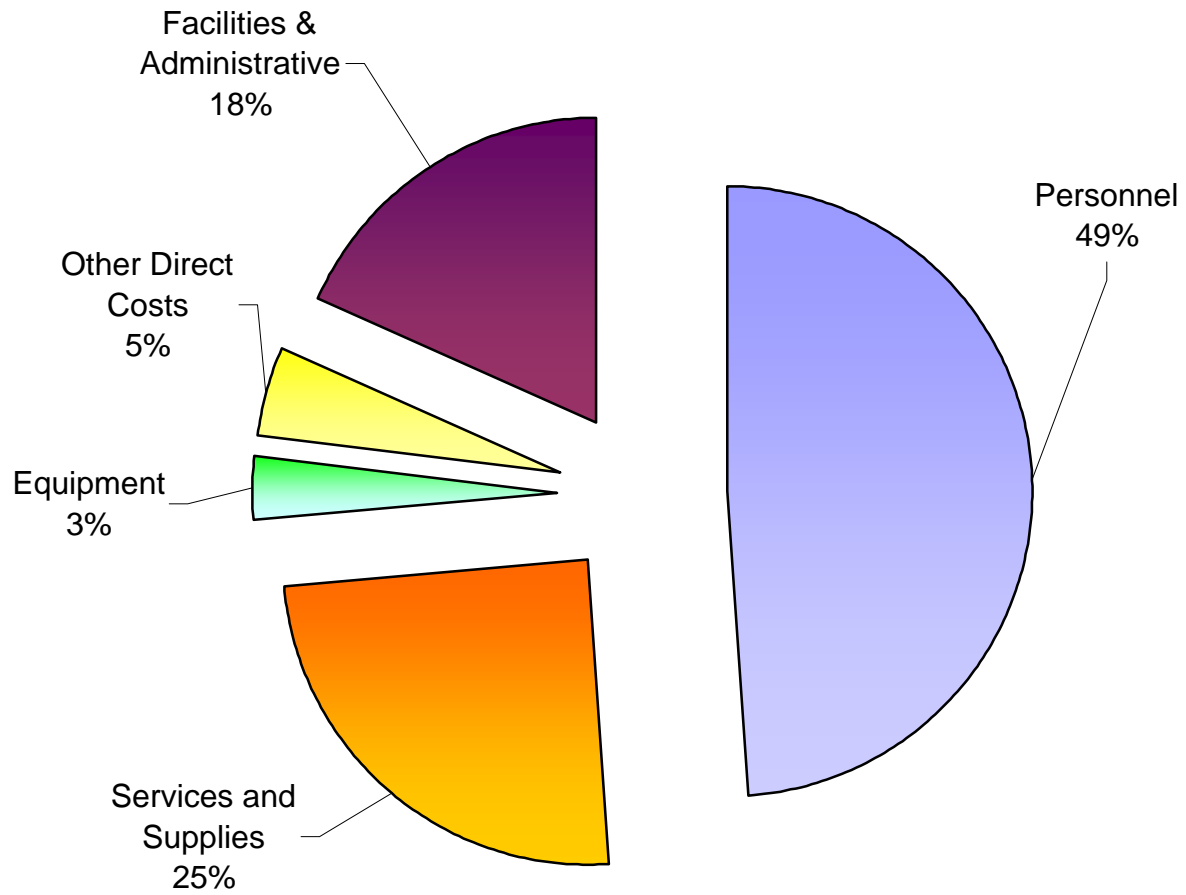
*Award totals by Co-PI Home unit are duplicates of awards under PI Home Unit to indicate collaboration across units, as well as total research effort by an academic unit's faculty.

EXPENDITURES BY ORGANIZATIONAL UNIT FY 1996-2005

	<u>1995-96</u>	<u>1996-97</u>	<u>1997-98</u>	<u>1998-99</u>	<u>1999-00</u>	<u>2000-01</u>	<u>2001-02</u>	<u>2002-03</u>	<u>2003-04</u>	<u>2004-05</u>
Architecture/Allied Arts	\$1,155,771	\$1,604,301	\$1,328,138	1,529,390	1,440,332	1,469,646	976,071	519,881	392,362	259,466
Arts & Sciences	13,603,506	12,295,937	12,438,693	13,602,196	12,582,896	13,308,253	19,433,757	14,274,057	16,481,710	12,932,069
Education	16,243,287	17,847,265	17,567,306	19,418,696	21,515,269	21,747,374	22,847,851	23,446,325	25,074,076	26,081,612
Law	284,925	267,839	130,181	173,485	556,416	626,545	512,993	415,350	76,017	241,151
Museums	565,801	811,831	789,584	650,993	513,725	547,213	232,359	1,368,622	1,456,089	2,313,594
Libraries	109,077	97,982	262,756	812,835	2,248,677	2,602,845	2,977,460	2,848,736	3,163,083	3,070,628
Computing Center	322,724	134,794	217,345	357,474	458,121	268,863	290,943	273,491	409,185	463,720
International Affairs	668,122	674,449	577,443	728,744	699,762	543,084	444,121	329,481	111,876	35,506
Research Centers/Institute	17,492,174	18,208,827	19,331,124	17,981,168	21,889,363	23,371,549	24,258,031	29,774,602	35,984,533	38,464,391
All Other Units	1,914,609	1,353,470	1,287,968	1,339,801	1,785,825	1,948,375	3,748,039	2,653,221	2,222,707	2,521,507
TOTAL	\$52,359,996	\$53,296,695	\$53,930,538	\$56,594,782	\$63,690,386	\$66,433,747	\$75,721,625	\$75,903,766	\$85,371,638	\$86,383,644
Increase from prior FY:	7.60%	1.80%	1.18%	4.71%	11.14%	4.13%	13.98%	0.24%	12.47%	1.19%



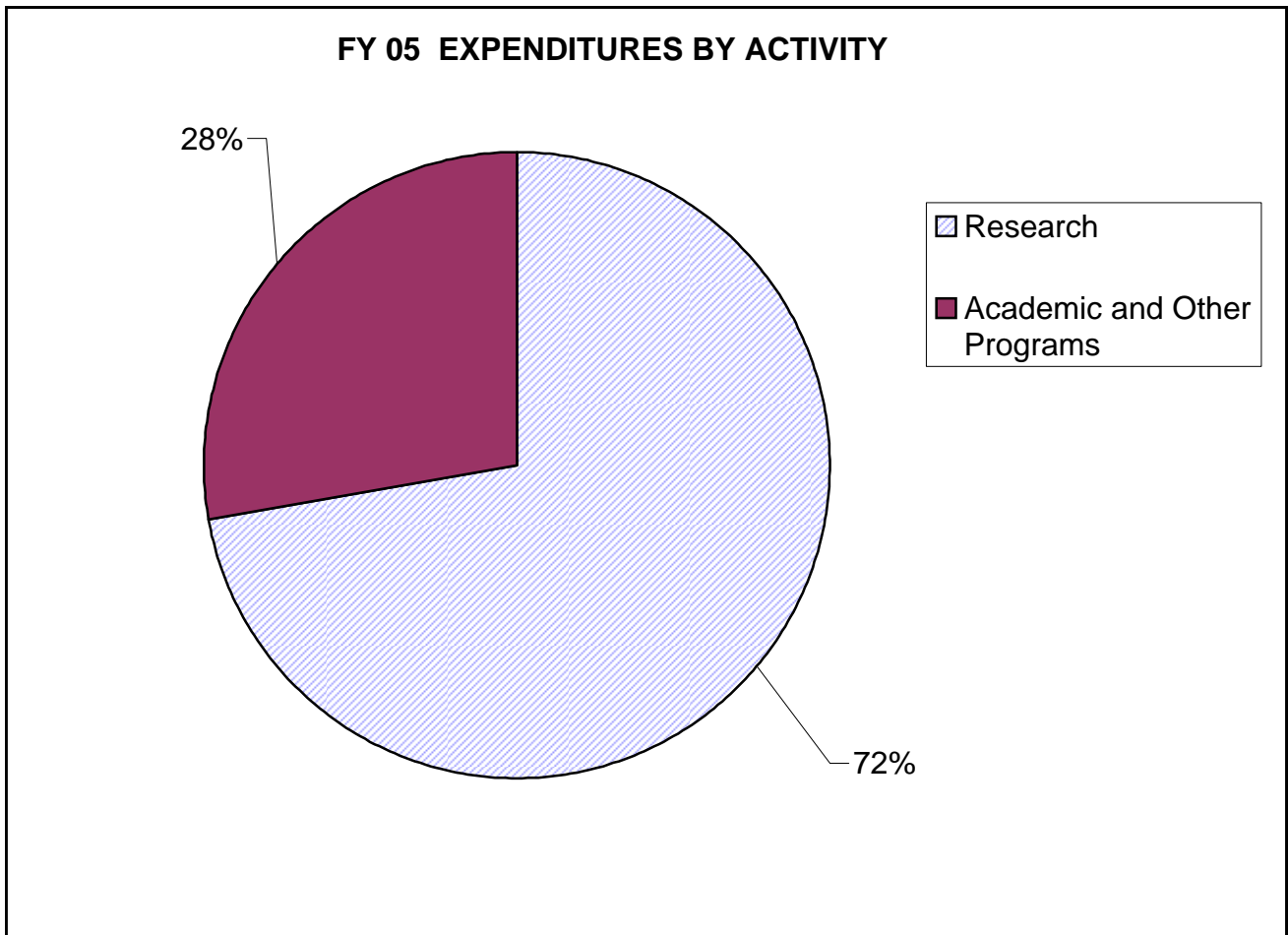
FY05 EXPENDITURES BY COST CATEGORY



COST CATEGORY	TOTAL EXPENDED
Personnel	\$42,156,313
Services and Supplies	\$21,368,569
Equipment	\$2,915,316
Other Direct Costs	\$4,142,231
Facilities & Administrative	\$15,801,215
TOTAL	\$86,383,644

FY 05 Expenditures by Activity

Research Programs		\$ 62,429,766
VP-Research Centers and Institutes	\$ 34,721,578	
College of Education	\$ 11,677,968	
College of Arts and Sciences	\$ 10,829,697	
Other Research Units	\$ 5,200,523	
Academic and Outreach Programs		\$ 23,953,878
College of Arts and Sciences	\$ 2,102,372	
College of Education	\$ 14,403,644	
Other Academic and Outreach Units	\$ 7,447,862	
TOTAL		\$ 86,383,644



EXPENDITURES ON RESTRICTED FUNDS FY 98 - FY 05

Org Unit in Banner	FY 1997-98	FY 1998-99	FY 1999-00	FY 2000-01	FY 2001-02	FY 2002-03	FY 2003-04	FY 2004-05
SCHOOL OF ARCHITECTURE AND ALLIED ARTS (AAA)								
Architecture and Interior								
Architecture	0	1,210	11,120	703	31	22,683	458	-146
Art History	4,173	28,000	0	0	0	107,645	40,000	0
Arts and Administration	0	0	1,056	610	0	2,172	0	0
Fine and Applied Arts	-14,637	-443	1,293	257	-257	0	0	0
Historic Preservation	0	0	0	2,000	0	0	0	19,470
Landscape Architecture	14,648	18,766	16,346	15,403	26,536	13,532	12,775	97,775
Office of Dean	1,314,428	1,195,304	1,266,009	714,630	592,845	138,660	257,708	122,841
Planning, Public Policy and Management	9,526	286,554	144,508	736,043	356,916	235,189	81,421	19,526
Total AAA	\$1,328,138	\$1,529,391	\$1,440,332	\$1,469,646	\$976,071	\$519,881	\$392,362	\$259,466
COLLEGE OF ARTS AND SCIENCES (CAS)								
American English Institute	8,026	475,000	0	0	96,522	0	0	183,671
Anthropology	34,845	159,061	346,214	235,467	278,892	291,172	191,210	222,121
Arts and Sciences Other	506	25	-6,035	5,603	103,384	45,724	-8,449	5,077
Biology	286,342	112,979	66,575	23,959	0	40,730	80,383	8,494
Biology - Ecology & Evolution	1,036,726	1,069,160	1,049,834	1,144,427	1,045,919	807,098	207,396	27,221
Chemistry	2,210,856	2,498,084	2,488,684	3,085,281	3,774,800	3,814,858	5,543,064	3,444,586
Computer & Information Science	969,394	1,302,710	1,056,643	1,108,370	1,192,004	1,259,364	1,047,529	1,134,184
East Asian Languages & Literatures	151,441	123,570	79,922	0	0	8,206	16,794	0
Economics	91,592	137,093	148,559	94,150	188,375	166,877	362,406	328,333
English	4,300	25,897	3,443	105	0	0	0	58,228
Environmental Studies	0	0	0	0	0	17,111	22,052	19,074
Human Physiology	100,975	187,617	97,705	119,500	232,958	655,585	1,014,049	1,251,230
Geography	633,887	640,164	529,407	742,509	484,760	640,413	671,812	703,026
Geological Science	1,240,021	985,864	990,084	894,930	831,763	682,918	1,100,570	1,499,499
History	31,849	-8,206	98,436	-8,435	63,077	95,327	6,275	102,695
Linguistics	67,880	44,655	110,126	81,406	51,480	59,312	64,923	124,480
Mathematics	431,649	352,696	475,882	416,600	455,677	370,442	492,963	477,401
Peace Studies	0	26,444	65,969	-101	11	0	0	0
Physics	3,034,519	3,255,481	2,384,420	2,286,806	1,879,222	1,560,277	1,571,795	1,499,873
Political Science	0	61,784	85,308	55,301	10,990	34,552	8,382	108,639
Psychology	1,871,449	1,992,680	2,438,731	4,140,783	8,693,902	3,548,016	4,268,512	1,719,903
Romance Languages	103,543	79,551	101,025	0	0	0	0	0
Sociology	72,543	74,934	-28,393	16,950	50,445	176,075	27,440	14,334

EXPENDITURES ON RESTRICTED FUNDS FY 98 - FY 05

Org Unit in Banner	FY 1997-98	FY 1998-99	FY 1999-00	FY 2000-01	FY 2001-02	FY 2002-03	FY 2003-04	FY 2004-05
Yamada Language Center	56,350	4,954	356	9,068	-424	0	0	0
Total CAS	\$12,438,693	\$13,602,197	\$12,582,895	\$14,452,679	\$19,433,757	\$14,274,057	\$16,689,106	\$12,932,069
COMPUTING CENTER	\$217,345	\$357,474	\$458,121	\$268,863	\$290,943	\$273,491	\$409,185	\$463,720
COLLEGE OF EDUCATION (COE)								
Advanced Technology in Education, Center for Applied Behav. & Communication Sciences	1,061,538	1,339,587	1,806,928	1,952,994	1,863,698	831,024	374,938	118,958
IntoCareers	141,334	121,929	11,848	0	0	0	0	0
Career Information System - Oregon	941,174	1,002,698	1,125,953	1,004,712	1,091,767	1,173,708	1,141,814	1,156,180
Development of Educational Achievement, Insitute for the Emerging Education Research, Center for	785,004	772,389	903,109	665,343	725,703	624,882	515,470	43,919
on	4,644,728	5,092,564	5,313,791	5,908,439	4,920,538	5,657,043	5,677,328	5,924,690
Office of Dean	9,501,004	9,520,921	9,531,243	6,700,353	8,766,836	10,286,015	2,426,983	2,313,080
Special Education	84,495	130,402	319,189	0	11	153,476	9,543	0
Violence & Destructive Behavior, Institute on	408,029	1,438,206	2,425,532	2,748,098	3,203,636	2,617,844	1,411,405	1,713,729
WRRC Tech. Assistance and Consulting	0	0	77,675	2,767,435	2,275,662	2,102,333	2,133,737	2,264,857
Other Programs in COE	0	0	77,675	2,767,435	2,275,662	2,102,333	1,298,309	1,146,059
Total COE	\$17,567,306	\$19,418,696	\$21,515,268	\$21,747,374	\$22,847,851	\$23,446,325	\$25,074,076	\$26,081,612
GRADUATE SCHOOL	\$149,347	\$15,434	\$100,560	-\$41,553	\$182,584	\$166,926	\$245,493	\$346,924
INTERNATIONAL AFFAIRS	\$577,443	\$728,744	\$699,762	\$543,084	\$444,121	\$329,481	\$111,876	\$35,506
SCHOOL OF JOURNALISM AND COMMUNICATION	0	\$1,284	0	0	0	0	0	\$7,320
SCHOOL OF LAW	\$130,181	\$173,485	\$556,416	\$626,545	\$512,993	\$415,350	\$76,017	\$241,151
LIBRARIES	\$262,756	\$812,835	\$2,248,677	\$2,602,845	\$2,977,460	\$2,848,736	\$3,163,083	\$3,070,628
LUNDQUIST COLLEGE OF BUSINESS	\$107,568	\$128,087	\$116,568	\$110,509	\$150,880	\$136,472	\$209,797	\$163,427

EXPENDITURES ON RESTRICTED FUNDS FY 98 - FY 05

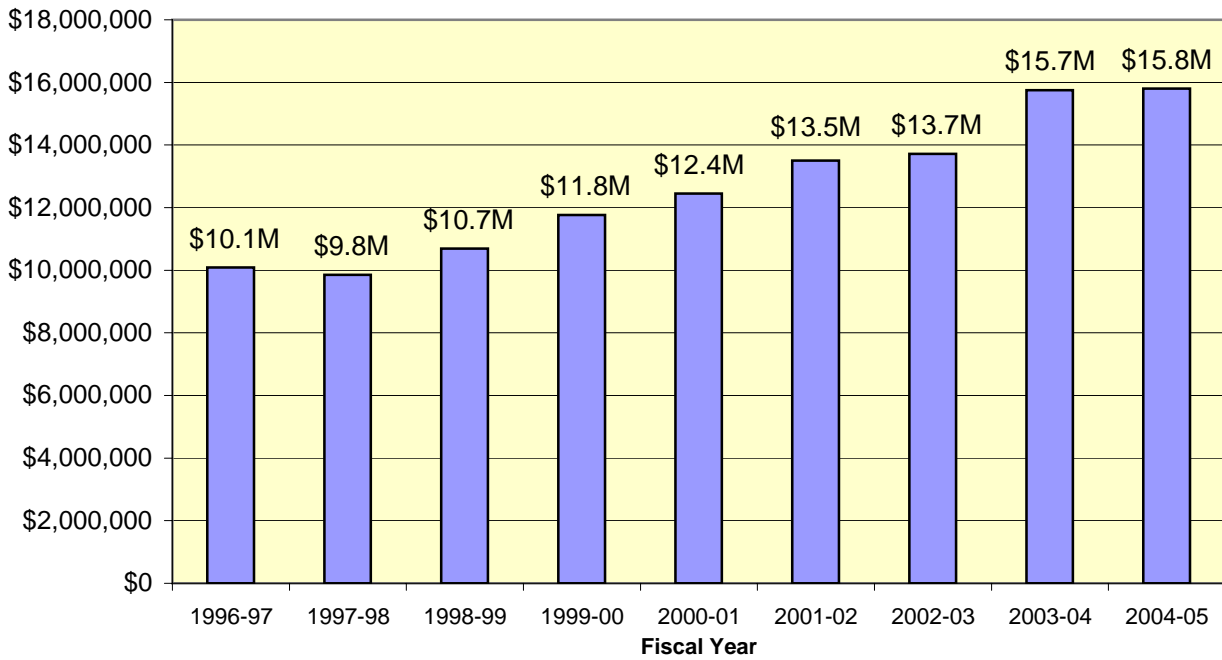
Org Unit in Banner	FY 1997-98	FY 1998-99	FY 1999-00	FY 2000-01	FY 2001-02	FY 2002-03	FY 2003-04	FY 2004-05
MUSEUMS								
Museum of Anthropology	749,718	596,416	457,233	468,838	229,235	710,338	1,308,305	2,042,629
Museum of Art	11,955	22,986	35,065	41,399	7,773	641,949	89,690	168,272
Museum of Natural History	27,911	31,591	21,426	36,976	-4,649	16,335	58,094	102,693
Total Museums	\$789,584	\$650,993	\$513,724	\$547,213	\$232,359	\$1,368,622	\$1,456,089	\$2,313,594
SCHOOL OF MUSIC	\$80,330	\$208,627	\$185,893	\$202,424	\$124	0	2,125	\$61,349
OTHER UNITS								
Academic Learning Services	326,500	369,463	433,553	529,975	693,312	702,623	781,570	653,307
Academic Support & Student Services	58,118	112,544	251,089	150,524	130,772	186,971	155,662	135,413
Continuation Center/ Summer Session	434,416	446,770	477,823	669,472	1,237,314	209,207	523,727	683,321
Human Resources, Office of	25,984	42,616	66,444	50,461	0	0	0	0
President, Office of the	2,127	0	50,500	130,212	159,640	511,875	170,845	207,246
Research Services & Administration, Office of	8,504	-2,526	2,716	240	9,577	0	0	0
Vice President for Administration, Office of the	0	860	0	0	20,781	7,303	0	0
Senior Vice President and Provost, Office of the	10,804	617	100,682	90,061	736,960	675,294	48,744	162,662
Vice President for University Advancement, Office of the	84,266	16,025	0	0	0	0	0	0
Vice President for Research and Graduate Studies	0	0	0	56,051	426,095	56,550	84,745	100,538
Total Other Units	\$950,719	\$986,369	\$1,382,807	\$1,676,996	\$3,414,451	\$2,349,823	\$1,765,293	\$1,942,487
RESEARCH CENTERS & INSTITUTES (RCI)								
Asian and Pacific Studies, Center for	0	0	0	0	88,953	20	5,969	160,601
Applied Second Language Studies, Center for	0	0	0	0	0	306,219	454,938	524,641
Chemical Physics Institute	494,162	293,620	105,605	0	0	0	0	0
Child and Family Center	0	0	0	0	0	2,193,704	3,584,082	4,209,447
Cognitive & Decision Sciences, Institute of	34,649	31,280	24,292	46,358	38,291	293,565	226,198	105,345
Community Arts Studies, Institute for	0	0	7,949	2,051	0	0	0	0
Community Service Center	0	0	0	0	642,154	730,347	1,012,709	1,073,982

EXPENDITURES ON RESTRICTED FUNDS FY 98 - FY 05

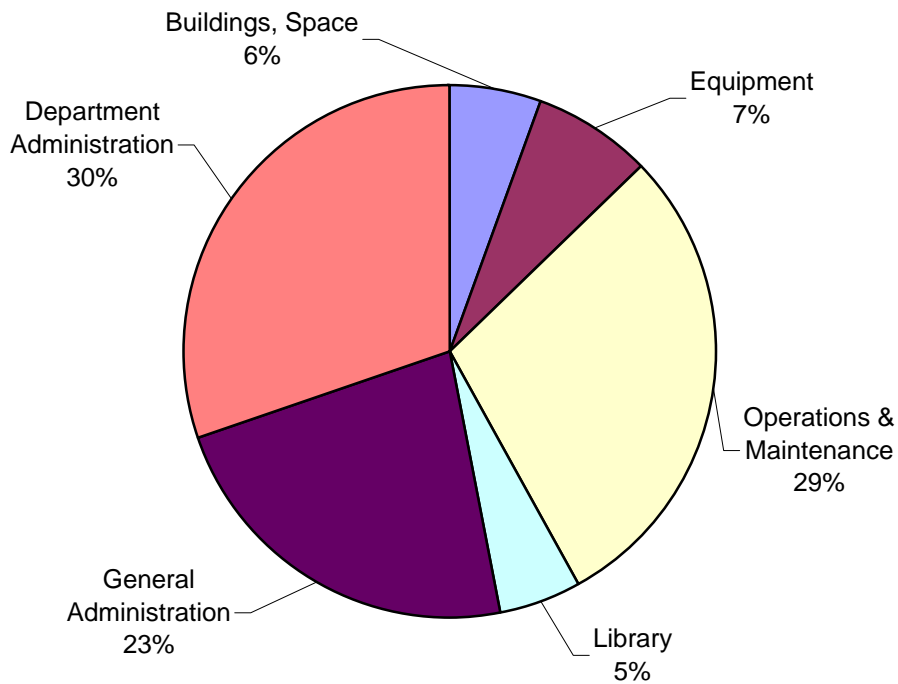
Org Unit in Banner	FY 1997-98	FY 1998-99	FY 1999-00	FY 2000-01	FY 2001-02	FY 2002-03	FY 2003-04	FY 2004-05
Computational Intelligence Research Laboratory	1,058,854	917,981	819,732	857,018	645,990	536,554	548,938	51,556
Computational Science Institute	341,533	438,324	547,429	342,808	530,720	195,194	71,426	33,588
Ecology and Evolutionary Biology, Center for	0	0	0	0	0	110,083	720,833	1,312,138
Housing Innovation, Center for	1,565,691	595,435	897,063	447,825	154,905	791,591	736,062	589,426
Humanities Center	22,139	15,145	0	0	84,150	0	0	0
Humanities Center Operations	7,826	-871	4,507	12,535	0	0	0	0
Labor Education & Research Center	314,836	111,469	221,620	325,942	615,982	684,091	768,472	725,565
Lewis Center for NeuroImaging							3,151	256,372
Materials Science Institute	381,354	409,227	510,637	568,510	591,018	320,713	1,057,551	1,660,587
Molecular Biology, Institute of	7,053,759	6,232,594	6,543,118	6,426,568	7,510,518	8,458,407	8,586,692	9,247,891
Neuroinformatics Center	0	0	0	0	0	703,013	1,762,926	1,146,062
Neuroscience, Institute of	5,616,856	5,972,460	8,497,108	9,173,353	8,967,327	10,224,244	12,142,805	12,432,782
New Media Center	0	25,734	2,252	0	0	152	0	0
Oregon Center for Optics	75,029	216,635	708,695	1,218,983	1,222,633	1,434,367	1,312,136	1,322,534
Oregon Institute of Marine Biology	626,294	646,614	591,630	303,555	436,687	585,121	692,830	1,286,311
Oregon Survey Research Laboratory	451,080	268,812	277,571	707,636	510,986	376,230	379,726	776,834
Policy Research & Innovation, Institute for	0	0	0	0	0	0	2,748	232,790
Study of Women in Society, Center for the	167,658	411,278	759,931	743,721	1,016,943	724,435	781,563	359,062
Sustainable Environment, Institute for a	720,225	951,207	825,914	515,994	630,551	557,487	475,792	429,782
Theoretical Science, Institute of	399,179	444,224	544,310	534,267	570,223	549,065	449,589	527,095
Total RCI	\$19,331,124	\$17,981,168	\$21,889,363	\$22,227,124	\$24,258,031	\$29,774,602	\$35,777,136	\$38,464,391
TOTAL EXPENDITURES	\$53,930,534	\$56,594,784	\$63,690,386	\$66,433,749	\$75,721,625	\$75,903,766	\$85,371,638	\$86,383,644

FACILITIES AND ADMINISTRATIVE (F&A) COSTS

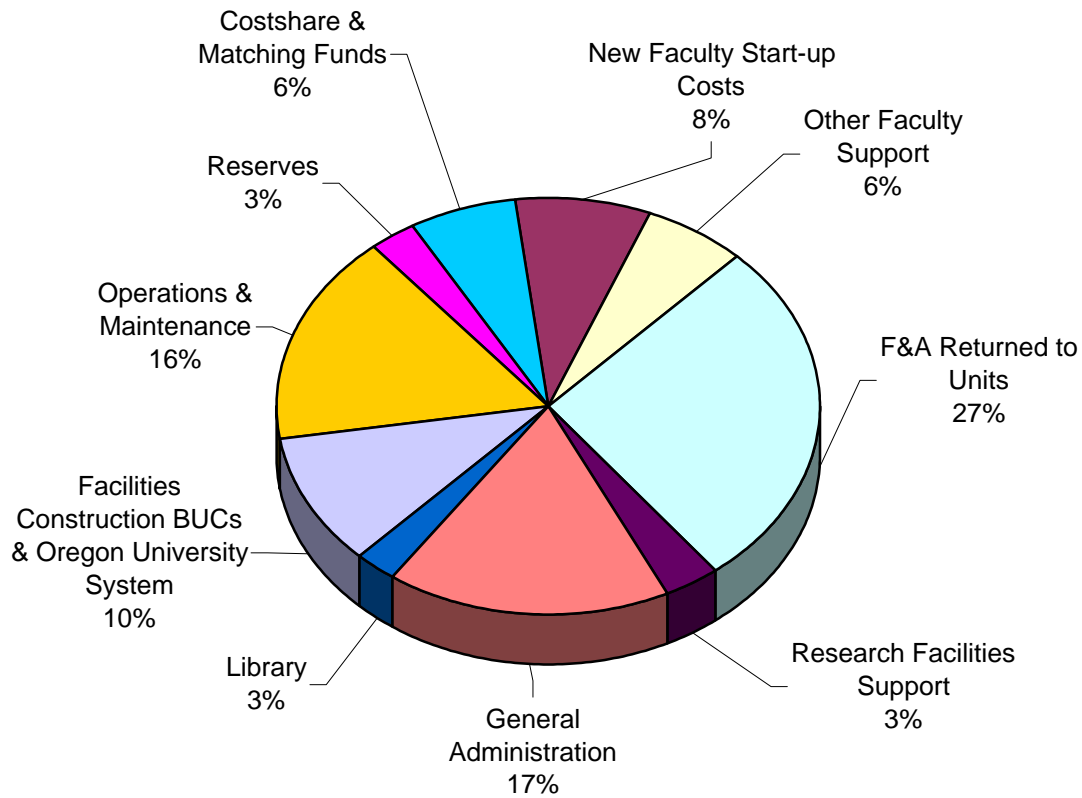
F&A COSTS RECOVERED AT FY END JUNE 30



COST COMPONENTS OF F&A RESEARCH RATE



F&A FUND ALLOCATIONS FY 05



DIRECT F&A SUPPORT TO FACULTY FY 05

