

**ANNUAL REPORT HIGHLIGHTS
ON GRANT AND CONTRACT ACTIVITY
FISCAL YEAR 2009**

OVERVIEW

AWARDS

The University of Oregon (UO) received \$100.5 million from external funding sources in grants, contracts and other competitive awards for the fiscal year 2008-09 (FY09). This represents the second highest total over the past decade of award dollars recorded at the UO. The highest award dollars recorded occurred in the previous fiscal year, FY08, at \$115.3 million.

Direct federal funding to UO totaled \$67.6 million. Direct federal funding plus sub-federal dollars (sub-federal funds are “flow-through” dollars allocated by other entities, such as universities, non-profits, state and local governmental agencies to the UO in support of research) totaled \$88 million in FY09. Federal funding accounted for 68% of the total funding received by the UO in FY09, as shown in Figure 1.

The federal and sub-federal data (see Figure 2) shows decreased funding across a number of sources compared to last year’s data. This includes the U.S. Department of Education, which decreased by almost 30% from \$32.4 million to \$22.8 million; the National Science Foundation, which decreased by 4% from \$19 million to \$18.2 million, and support from the U.S. Department of Health and Human Services, including the National Institutes of Health, which decreased by 15% from \$29.4 million to \$24.9 million. A 27% decrease was also realized in FY09 from the U.S. Department of Energy from \$5.1 million to \$3.7 million. Support from the U.S. Department of Defense increased by almost 28% from \$10.9 million to \$13.9 million.

As illustrated in Figure 3, private foundations and corporations provided funds totaling \$5.5 million, and support from all private sponsors, including non-governmental entities that pass-through federal funds to UO, totaled \$12.1 million. State of Oregon agencies awarded grants and contracts to the UO totaling \$14.3 million, from both state funds and sub-federal pass-through funds.

A total of 553 awards were awarded to 245 faculty serving as principal investigators (PI) in FY09. See Figure 10, where items are sorted by the submitting college, and Figure 11, where items are sorted alphabetically by submitting department. The College of Education received \$24.4 million and the College of Arts and Sciences received \$13.2 million in FY09. Research centers and institutes under the Vice President for Research received \$57 million. Details on awards received by college and submitting units over the last decade are also found in Figures 10 and 11.

Tenured and tenure-track faculty are generally appointed through an academic department where instruction, public service and some research activities are their primary functions. However, interdisciplinary research and collaboration is a hallmark at the UO, and many faculty members manage their externally-funded research programs through a research center or institute. The

proposals are submitted by, and awards are made, to the centers and institutes rather than the academic unit. Charts on “Awards by Proposal Submitting Unit” (see Figure 8) and “Awards by Home Unit of the PI” (see Figure 9) reflect this breakdown. Figure 12 provides details on award totals for faculty as sorted by home unit (the academic department where the PI or Co-PI is appointed), reflecting the strength of faculty research in their various academic departments.

Awards are categorized as primarily supporting instruction, public service, or research activities (see Figure 7). Grants and contracts in FY09 are reported by their primary purpose as follows:

◆ Instruction	\$ 4.1 million (4%)
◆ Public Service	\$19.2 million (19%)
◆ Research	\$77.2 million (77%)

PROPOSALS

Over 780 proposals were submitted requesting a total \$200.6 million in first-year funding as shown in Figures 13 and 14. The extraordinary increase in the dollar amount of proposals submitted in FY09 is primarily as a consequence of the American Recovery and Reinvestment Act (ARRA) funding. The previous UO record for dollars requested in a fiscal year was \$132 million. The data as illustrated in Figure 13, “Requested Funding by Application Type” shows that 67.7% of total proposal submissions were for new and competitive renewal grants. These grants requested \$135.8 million in first-year funding.

Proposals submitted to private foundations and corporations represented 13% of the total proposal submissions, requesting \$8.02 million or 4% of total dollars, while 71% of total proposal submissions requested federal support totaling \$184.9 million or 92.2% of total dollars (see Figure 15). The U.S. Department of Health and Human Services, including the National Institutes of Health, accounted for 36% of the federal dollars requested, while the U.S. Department of Education was 17.1% and the National Science Foundation was 26.5% of federal support requested (see Figure 16).

EXPENDITURES

Expenditures on approximately 987 active grants and contracts during FY09 totaled \$110.3 million for direct and F&A (indirect) costs. This represents a 10% increase in annual research expenditures for FY09 versus FY08, and a 74% increase since the beginning of this decade (FY00) as shown in Figure E-1. Expenditure totals do not match the award totals for the same fiscal year, as grants are received and reported during a fiscal year but the funds can be spent over multiple fiscal years. Figure E-2 represents expenditures by cost category whereas personnel costs represented 46% of direct expenditures, or \$50.5 million, with another \$40.2 million spent for services, supplies, equipment and miscellaneous project-related expenses. Research activities accounted for 71% of the total expenditures, while training and other sponsored programs accounted for the remaining 29% as shown in Figure E-3.

FACILITIES AND ADMINISTRATIVE COSTS

Facilities and Administrative (F&A) or indirect cost recovery totaled \$19.2 million in FY09 as shown in Figure F-1, which depicts receipt of F&A costs over a 10 year period. The federally-negotiated F&A rate budgeted for research activities was 42% (other activities use different rates or do not allow F&A to be charged). Of the total \$19.2 million received for F&A costs, 53.2% of the total received was reallocated directly in support of faculty as costshare or matching funds, new faculty start up costs, and for other faculty research needs, as well as for research center and institute administration, specialized labs and shared research facilities. The remainder of F&A cost recovery supports general university administration, research administration, facilities maintenance and operations, OUS administration and new building costs. Further illustrations of the breakdown of F&A funds by cost component and fund allocations are shown in Figures F-2 and F-3.

ACRONYMS USED IN THIS REPORT

Federal Agencies:

DHHS	U.S. Department of Health and Human Services (includes National Institutes of Health, or NIH)
DOC	U.S. Department of Commerce
DOD	U.S. Department of Defense
DOE	U.S. Department of Energy
DOS	U.S. Department of State
DOT	U.S. Department of Transportation
EDUC	U.S. Department of Education
NEH	National Endowment for the Humanities
NSF	National Science Foundation

University of Oregon:

AAA	School of Architecture and Allied Arts
Admin	Administrative Offices
CAS	College of Arts and Sciences
CCRCI	Cross-Collegial Research Centers and Institutes
COE	College of Education
COLL	College, School
F&A	Facilities and Administrative (indirect) costs
FY	Fiscal Year (July 1 – June 30)
JOURN	School of Journalism and Communication
Law	School of Law
LCB	Lundquist College of Business
Music	School of Music
UO MUS	UO Museums
VPA	Vice President for Administration
VPR C/I	Vice President for Research Centers and Institutes

Description of Award and Proposal Charts and Reports

Figure 1 shows the FY 2009 total awards received by agency type. Federal agencies awarded UO 68% of the 2009 total, and sub-federal or flow-through federal funds accounted for 20% of the 2009 total. Associations, States, Foundations, Corporations, and Other agencies amounted to a total of 12% of the 2009 total.

Figure 2 shows the federal and sub-federal funding to UO by federal agency. U.S. Department of Health and Human Services (28%), U.S. Department of Education (26%), and the National Science Foundation (21%) were the top three agencies from which UO received awards in FY 2009.

Figure 3 provides a multi-year summary of support by agency type. Awards are compared over a span of 10 fiscal years in the categories of Federal funds, Sub-federal funds, State funds, Corporation funds, Association funds, Foundation funds and Other funds.

Figure 4 shows awards received over a 10-year period by Activity type: Research, Instruction, and Public Service.

Figure 5 shows FY 2009 proposals, awards, and expenditures by Research and Other Activity types.

Figure 6 spans 10 years to show the fluctuation in awards received and proposals submitted over the period.

Figure 7 represents the FY 2009 percentage of total awards by Activity type: Research, Instruction, and Public Service.

Figure 8 shows FY 2009 awards by the submitting unit/college. Fifty eight percent of the awards were received in units under the Vice President for Research.

Figure 9 shows awards received by the home unit of the PI. The majority of our faculty has appointments in the College of Arts and Sciences.

Figure 10 spans 10 years to show the dollar amounts of awards received by submitting unit, organized by UO college.

Figure 11 spans 10 years to show the dollar amounts of awards received by submitting unit, organized alphabetically.

Figure 12 represents FY 2009 awards received, organized by PI and Co-PI home units with dollar amounts for each unit.

Figure 13 shows the amount of funding requested by application type.

Figure 14 reflects the number of proposals submitted by agency type.

Figure 15 reflects FY 2009 proposal submissions by agency type. Ninety two percent of UO's proposal submissions were for federal or sub-federal flow-through money.

Figure 16 shows the federal and sub-federal proposal submissions by federal agency.

Figure 17 reflects the new and competitive renewal proposal applications listed by submitting college.

Figure 18 spans 10 years to show proposal dollars requested for the first year of the project by each UO college and unit.

Figure 19 spans 10 years to show proposal dollars requested, organized alphabetically by submitting unit.

AWARDS RECEIVED FY 2008-09

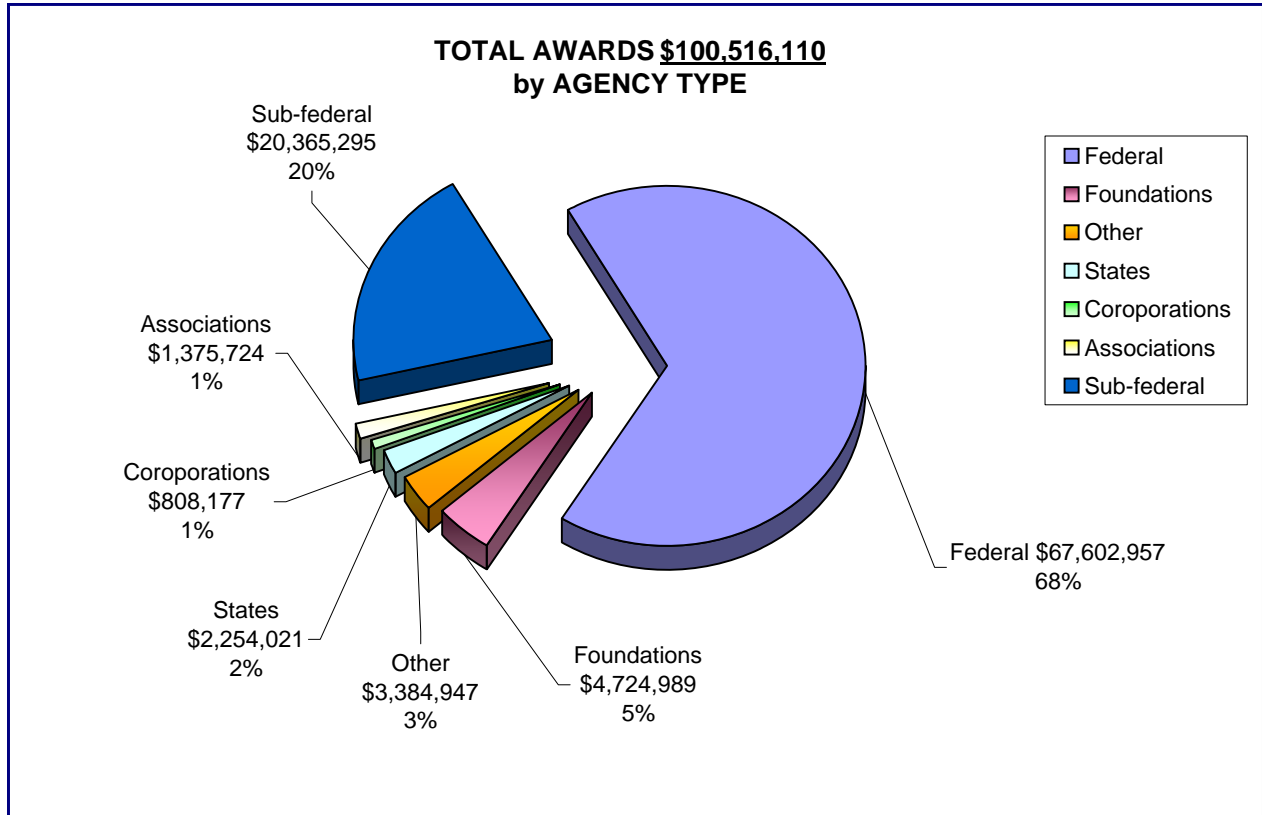


Figure 1

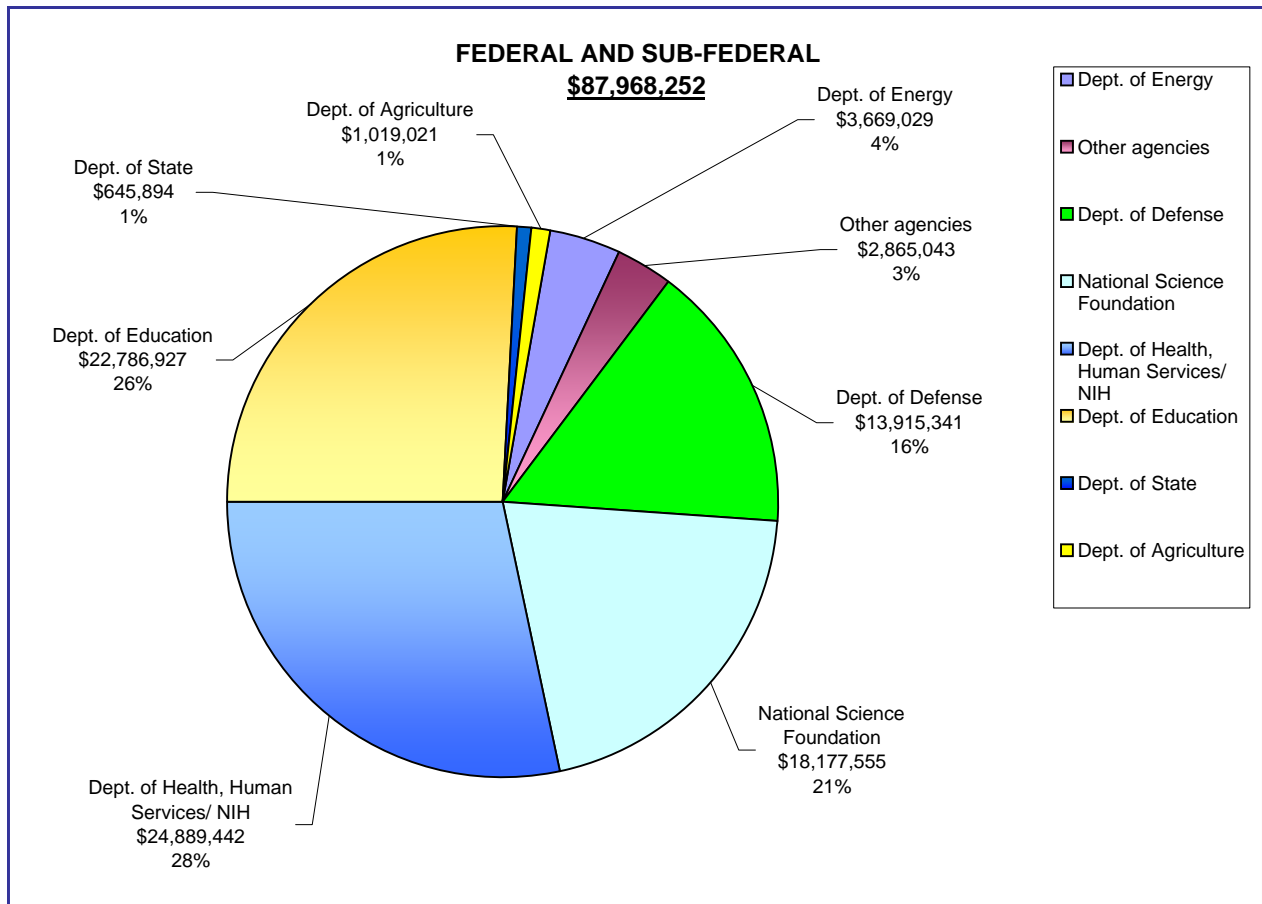
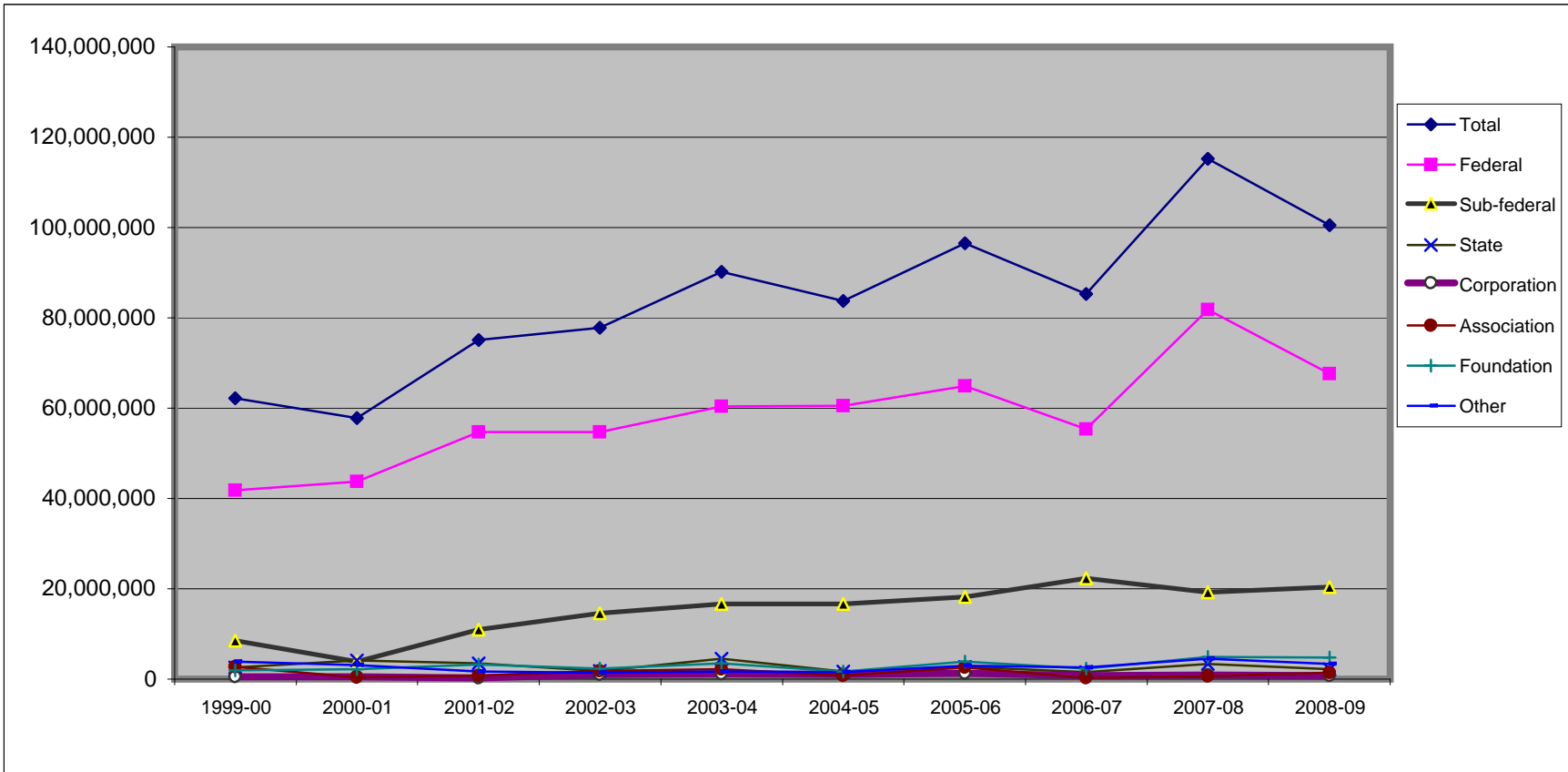


Figure 2

TOTAL AWARDS RECEIVED A MULTI-YEAR SUMMARY BY AGENCY TYPE

<u>FY</u>	<u>Total</u>	<u>Federal</u>	<u>Sub-federal</u>	<u>State</u>	<u>Corporation</u>	<u>Association</u>	<u>Foundation</u>	<u>Other</u>
1999-00	62,146,230	41,866,861	8,501,299	2,643,389	530,090	2,758,657	1,948,980	3,896,954
2000-01	57,778,019	43,737,877	3,836,513	4,064,781	489,109	407,748	2,147,478	3,094,513
2001-02	75,055,860	54,767,149	10,925,554	3,439,606	262,073	806,468	3,235,628	1,619,382
2002-03	77,763,176	54,725,468	14,579,613	1,806,657	1,057,933	1,798,465	2,385,564	1,409,476
2003-04	90,189,991	60,369,096	16,694,253	4,536,890	1,215,630	2,237,608	3,482,277	1,654,237
2004-05	83,796,740	60,465,794	16,674,349	1,625,880	1,067,209	818,415	1,614,708	1,530,385
2005-06	96,545,311	64,849,543	18,206,717	2,722,944	1,298,588	2,540,156	3,906,672	3,020,691
2006-07	85,293,657	55,398,858	22,290,205	1,561,807	746,644	291,556	2,377,322	2,627,265
2007-08	115,285,648	81,860,277	19,200,150	3,344,680	902,609	585,351	4,889,554	4,503,027
2008-09	100,516,110	67,602,957	20,365,295	2,254,021	808,177	1,375,724	4,724,989	3,384,947



AWARDS BY ACTIVITY - 10 YEAR PERIOD

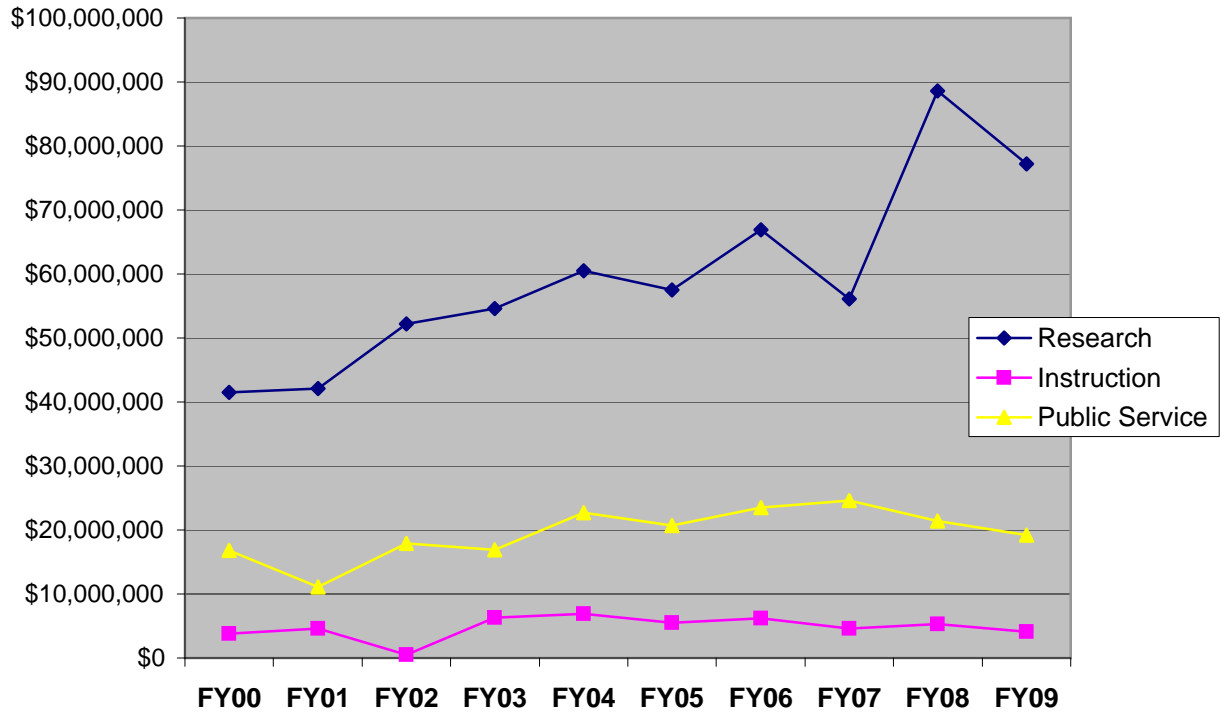


Figure 4

FY 09 RESEARCH SUPPORT

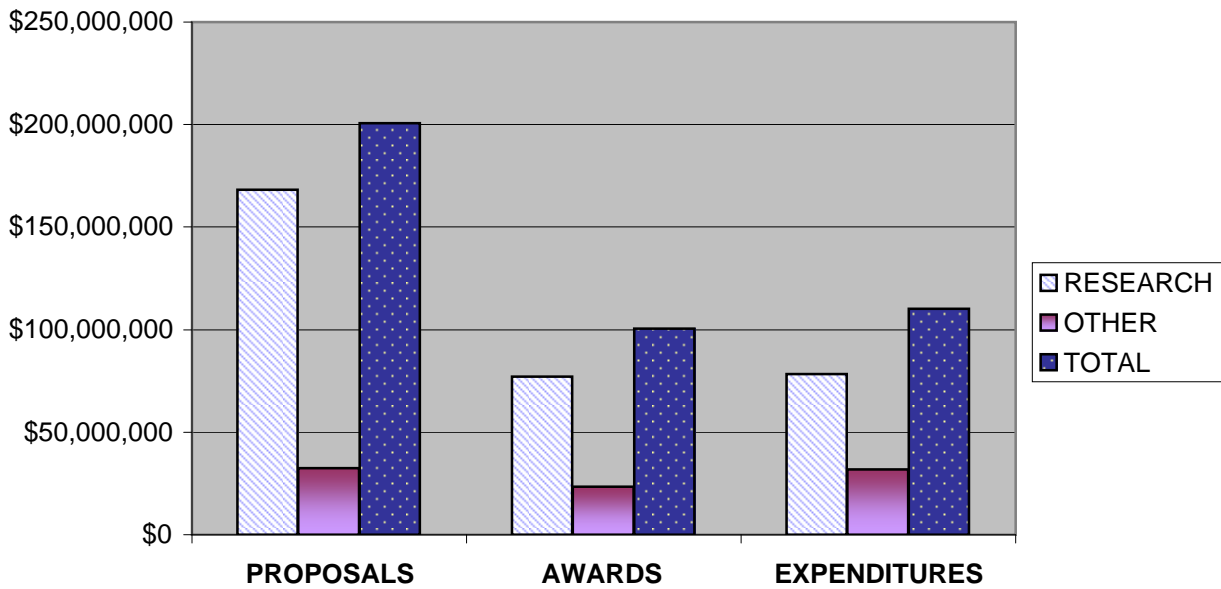


Figure 5

Awards Received and Proposals Submitted
FY 2000 to FY 2009

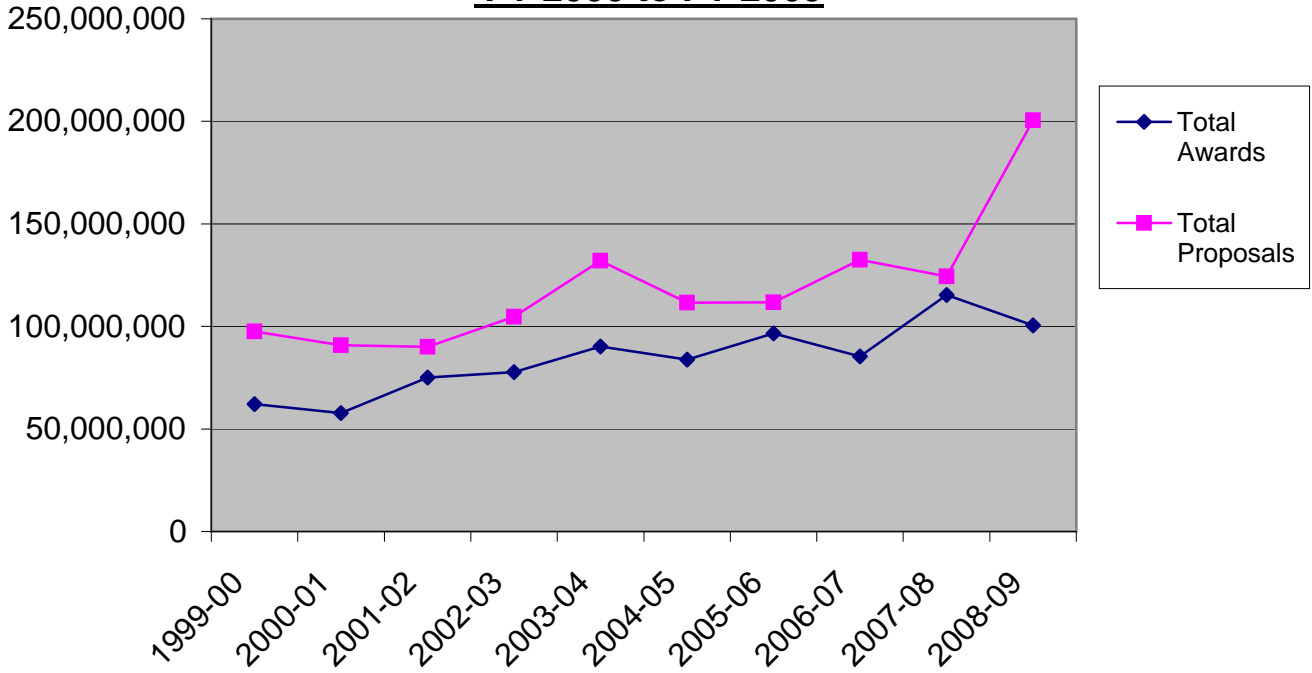


Figure 6

FY 09 Awards by Activity

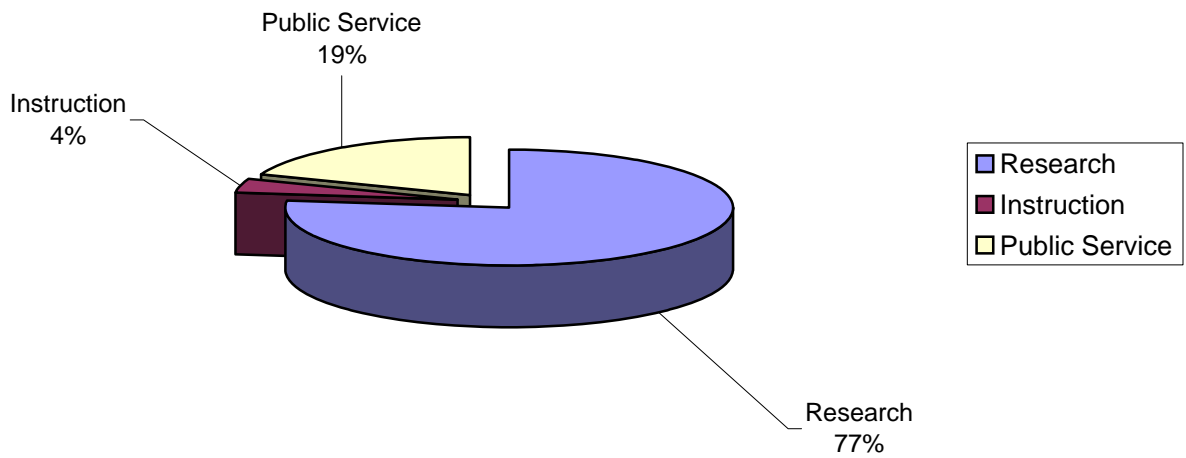


Figure 7

FY 09 Awards by Proposal Submitting Unit

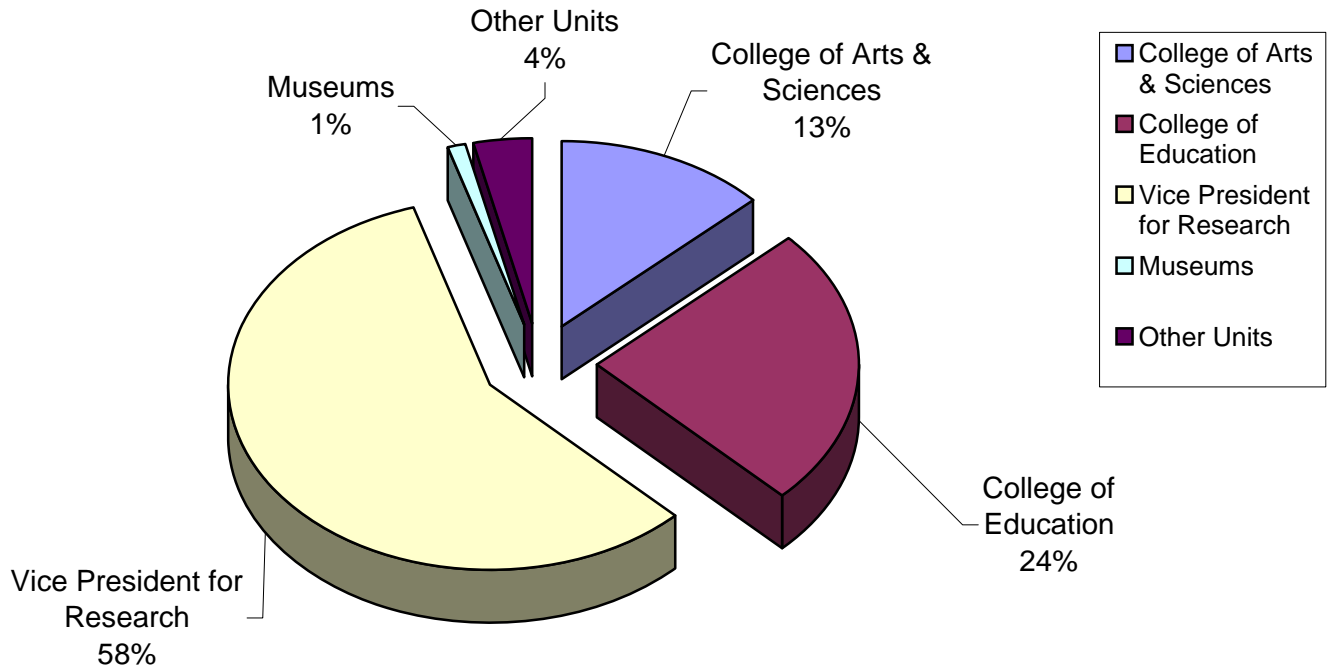


Figure 8

FY 09 Awards by Home Unit of PI

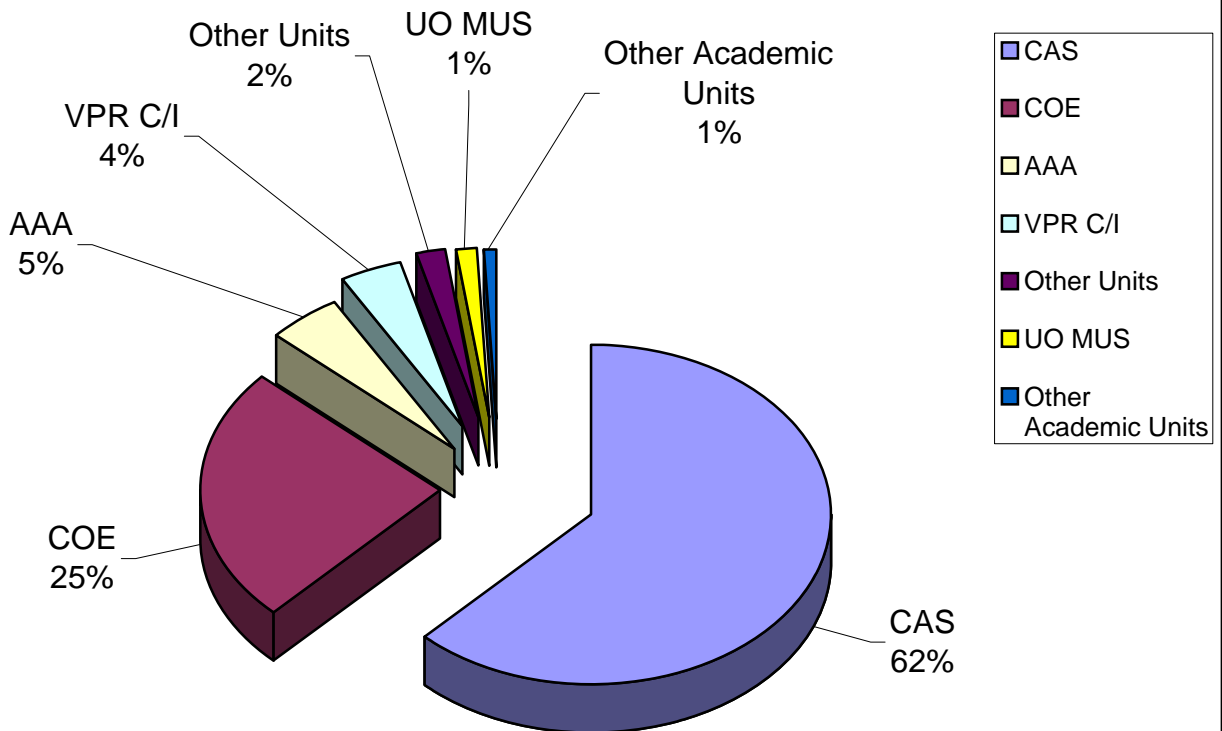


Figure 9

Awards Received FY 00 - FY 09

BY SUBMITTING UNIT	FY 1999-00	FY 2000-01	FY 2001-02	FY 2002-03	FY 2003-04	FY 2004-05	FY 2005-06	FY 2006-07	FY 2007-08	FY 2008-09
COLLEGE OF ARTS AND SCIENCES*										
American English Institute						\$432,550	\$143,713	\$71,102	\$103,890	\$198,780
Anthropology	\$127,554	\$61,060	\$233,015	\$265,485	\$155,854	104,132	66,143	117,313	132,715	646,322
Biology/Ecology and Evolution	761,300	1,176,599	860,209							
Chemistry	1,687,188	1,690,924	750,360	1,221,341	405,687	923,459	1,287,908	1,308,977	3,320,153	1,099,000
Clark Honors College								75,810		
Classics			49,000							
Computational Scienc Institute	296,366	361,648	659,656							
Computer and Information Science	1,768,888	840,823	1,582,115	910,542	821,335	1,047,797	1,525,734	1,083,132	2,449,647	1,106,855
Creative Writing		24,166	40,000							
East Asian Languages and Literatures				25,000			40,000			
Economics	24,931	165,667	292,500	240,790	345,094	379,357	374,979	54,302	147,335	56,248
English	2,500					80,000		30,000		
Environmental Studies				24,914	13,999	47,397	16,920	135,009	22,250	48,738
Ethnic Studies									40,000	40,000
Geography	640,336	477,815	787,864	722,588	359,056	541,843	870,133	860,298	910,228	287,686
Geological Sciences	1,044,770	692,825	1,048,125	1,253,252	1,581,449	1,160,320	2,217,744	1,308,967	2,174,081	2,020,250
German and Scandinavian								14,000	3,500	
History	90,100	68,142	100	96,716	21,577	100,900		10,000		
Human Physiology (Exercise and Movement Science)	80,950	139,268	439,842	1,137,941	1,649,055	490,734	573,638	249,275	766,914	633,181
Linguistics	182,840		170,957		50,000	162,748	564,370	758,529	645,234	506,620
Marine Biology, Institute of	654,106	475,618	1,111,570							
Materials Science, Institute of	1,875,295	3,183,920	3,668,851							
Mathematics	480,615	409,277	472,232	487,642	348,810	1,067,415	532,688	626,165	832,593	569,857
Molecular Biology, Institute of	5,923,469	7,441,292	8,982,811							
Neuroscience, Institute of	8,150,891	6,360,712	11,289,370							
Oregon Center for Optics	1,425,149	993,819	1,363,476							
Oregon Consortium for International and Area Studies						78,000	78,692			
Physics	822,395	1,138,791	421,858	967,110	717,243	450,809	2,646,209	1,156,006	481,466	480,203
Political Science	38,573	48,400	33,884	9,522	174,223	32,225	142,478	182,635	226,394	
Psychology	3,058,606	5,639,682	8,066,673	3,587,694	2,795,573	2,610,408	1,885,870	2,819,621	4,991,473	5,303,195
Religious Studies							46,700			
Romance Languages						40,000				
Social Science Instruction Laboratory					10,000					
Sociology	5,000	145,753	86,309	30,000	18,200		25,000	12,000	191,752	201,792
Theoretical Science, Institute of	1,125,441	1,293,364	1,597,422							
Women's and Gender Studies					21,333					31,500
Yamada Language Center	10,000					10,000		10,000		
Total College of Arts and Sciences	\$30,277,263	\$32,829,565	\$44,008,199	\$10,980,537	\$9,488,488	\$9,760,094	\$13,038,919	\$10,883,141	\$17,439,625	\$13,230,227
SCHOOL OF ARCHITECTURE AND ALLIED ARTS*										
Architecture	\$187,374		\$214,461	\$151,431	\$13,000		\$400,000	\$78,085		\$20,420
Art						\$20,000				30,000
Art History					40,000					
Arts and Administration	2,000	\$5,547						15,350		
Art Department		2,000								

Awards Received FY 00 - FY 09

BY SUBMITTING UNIT	FY 1999-00	FY 2000-01	FY 2001-02	FY 2002-03	FY 2003-04	FY 2004-05	FY 2005-06	FY 2006-07	FY 2007-08	FY 2008-09
Art History				40,000						
Community Service Center	399,765	678,243	951,304							
Dean, School of Architecture and Allied Arts					100,000	20,000	251,827	164,888	\$185,200	\$224,334
Historic Preservation	2,000				135,000	69,310			5,000	69,620
Housing Innovation, Center for	322,853	270,186	308,277							
Landscape Architecture		251,900	10,000	10,092	78,908	72,961	37,400	10,000		
Planning, Public Policy and Management	354,995	733,755	414,934	68,950	79,267		20,993			
Total School of Architecture and Allied Arts	\$1,268,987	\$1,941,631	\$1,898,976	\$270,473	\$446,175	\$182,271	\$710,220	\$268,323	\$190,200	\$344,374
CHARLES H. LUNDQUIST COLLEGE OF BUSINESS*										
Accounting					\$12,963					
Decision Sciences					19,950	\$16,839	\$3,550			
Lundquist Center for Entrepreneurship	\$55,692	\$138,550	\$90,000	\$70,000	67,500		20,732	\$13,916	\$45,000	\$358,795
Lundquist College of Business - Other						45,000	62,035	50,000	494,765	50,000
Management	74,861			359,298		68,938			25,176	50,000
Total Lundquist College of Business	\$130,553	\$138,550	\$90,000	\$429,298	\$100,413	\$130,777	\$86,317	\$63,916	\$564,941	\$458,795
COLLEGE OF EDUCATION*										
Advanced Technology in Education, Center for					\$283,190	\$382,036		\$422,589	\$784,665	\$1,206,847
Applied Behavioral & Communication Sciences	\$1,100,371	\$539,031	\$298,099							
Behavioral Research and Teaching							\$50,900	2,030,253	908,843	668,770
Center for Advanced Technology in Education	808,119	1,830,944	1,464,876	\$962,897						
Center on Human Development	9,614,866	2,896,600	9,948,167	10,198,137						
Communication Disorders and Sciences							333,983	399,940		
Counseling Psychology and Human Services						16,100		40,000	15,184	
Dean, College of Education						69,984	600,000	69,984	69,984	
Development of Educational Achievement, Institute for the					8,009,057	8,066,013	5,847,765	3,188,768	1,668,508	382,648
Early Childhood CARES								8,085,251	8,416,095	8,252,567
Early Intervention Program					1,252,149	1,228,264	1,023,987	788,659	2,085,673	658,221
Educational Achievement, Institute for	7,378,809	4,659,390	5,533,287	6,419,920						
Educational and Community Supports					4,665,540	4,402,551	5,576,546	4,849,957	7,234,389	3,009,001
Educational Leadership, Technology, and Administration	923,430	197,541		74,374						
Educational Policy Research, Center for						84,628		344,338	72,038	
Electronic Studying, Center for						184,679	1,277,634	1,074,317	771,806	600,000
Emerging Education Research, Center for					112,085	1,495,186	461,518	592,995	653,242	1,296,266
Family and Human Services									4,735	
High School Equivalency Program						545,000	455,000	455,000	455,000	450,191
Human Development, Center on					8,067,128	7,759,125	7,683,493	500,000	490,000	581,003
Other College of Education Units	1,250,595	2,129,513	9,719	95,368						
School Psychology					292,156	299,627	198,413	199,995	200,000	199,998
Secondary Special Education and Transition Programs							412,641	599,847	3,515,066	2,088,787
Special Education & Community Resources	290,054		1,939,117	2,107,618						
TACS/Western Regional Resource Center				1,190,460	2,486,795	3,805,152	2,441,628	2,426,106	2,631,982	1,346,788
Teaching and Learning General Training Program									400,000	
Teaching and Learning, Center on						320,000	1,389,093	2,385,488	2,586,676	2,669,713

Awards Received FY 00 - FY 09

BY SUBMITTING UNIT	FY 1999-00	FY 2000-01	FY 2001-02	FY 2002-03	FY 2003-04	FY 2004-05	FY 2005-06	FY 2006-07	FY 2007-08	FY 2008-09
TL: Oregon Writing Project							45,000	25,000	52,000	43,000
Violence and Destructive Behavior, Institute on	2,785,112	2,808,179	2,250,481	1,337,191	1,962,539	1,527,066	1,842,504	171,802	1,249,364	985,336
Total College of Education	\$24,151,356	\$15,061,198	\$21,443,746	\$22,385,965	\$27,130,639	\$30,185,411	\$29,640,105	\$28,650,289	\$34,265,250	\$24,439,136
SCHOOL OF JOURNALISM AND COMMUNICATION*	\$0	\$0	\$0	\$0	\$7,600	\$0	\$10,000	\$0	\$6,160	\$0
SCHOOL OF LAW*	\$459,996	\$525,691	\$793,342	\$253,872	\$0	\$200,634	\$348,985	\$870,318	\$21,860	\$391,077
SCHOOL OF MUSIC*	\$86,875	\$86,342	\$40,000	\$121,204	\$289,588	\$85,000	\$97,600	\$15,000	\$27,350	\$44,000
CROSS-COLLEGLIAL RESEARCH CENTERS AND INSTITUTES*										
Asian and Pacific Studies, Center for	\$230,646	\$163,748	\$168,500							
CAPS-Center for Applied Secondary Language Studies	310,268	495,267	104,613							
Cognitive and Decision Sciences, Institute of	361,838	48,039	168,767							
Computational Intelligence Research Lab	881,663	762,249	414,531							
Labor Education and Research Center	553,775	1,800,000	306,194	\$358,075	\$364,293	\$1,543,726	\$384,712	\$355,596	\$337,274	\$378,358
Oregon Survey Research Laboratory	274,757	928,475	399,248							
Study of Women in Society, Center for	586,512	855,748	1,385,802							
Sustainable Environment, Institute for	233,800	71,281	1,242,212							
Total Cross-Collegial Research Centers and Institutes	\$3,433,259	\$5,124,807	\$4,189,867	\$358,075	\$364,293	\$1,543,726	\$384,712	\$355,596	\$337,274	\$378,358
MUSEUMS*										
Museum of Anthropology	\$503,076	\$326,343	\$686,809	\$1,931,558	\$3,038,520	\$1,080,994	\$2,057,967	\$1,308,279	\$2,014,273	\$1,159,368
Museum of Art	340,625	216,326	102,427	108,581	158,500	47,604	20,000	12,000	22,000	19,000
Museum of Natural History	12,550	58,146	50,000	50,000	240,894			2,541,989	785,137	171,982
Total Museums	\$856,251	\$542,669	\$847,382	\$2,090,139	\$3,437,914	\$1,128,598	\$2,077,967	\$3,862,268	\$2,821,410	\$1,350,350
ADMINISTRATIVE OFFICES*										
Business Affairs Office			\$27,003							
Academic Affairs									\$50,000	
Continuation Center	\$120,913	\$54,710	227,440	\$29,000	\$100,000		\$136,490	\$141,000	132,151	\$32,151
Continuing Education										50,000
Counseling and Testing Center							75,000	75,000	75,000	
Graduate School	85,575	27,300	114,000	182,018	234,000	\$248,000	329,000	364,500	5,000	309,000
International Programs, Office of (International Education and Exchange)	7,545	800								
President, Office of the			250,000		125,000		4,950			
Provost, Office of	110,000									
University Computing Center	458,228	525,948	287,916	399,986	642,986	635,218	399,234	516,481	1,133,114	528,684
Vice President for Administration										7,000
Total Administrative Offices	\$782,261	\$608,758	\$906,359	\$611,004	\$1,101,986	\$883,218	\$944,674	\$1,096,981	\$1,395,265	\$926,835
OTHER PROGRAMS*										
Academic Learning Services	\$561,892	\$585,032	\$684,712	\$724,130	\$705,134	\$705,134	\$719,675	\$719,674	\$730,696	\$756,907
Associated Students of the University of Oregon							750			

Awards Received FY 00 - FY 09

BY SUBMITTING UNIT	FY 1999-00	FY 2000-01	FY 2001-02	FY 2002-03	FY 2003-04	FY 2004-05	FY 2005-06	FY 2006-07	FY 2007-08	FY 2008-09
Career Center	13,650	13,651	13,650	14,099	14,099	11,599	11,599	11,999	12,232	12,452
Erb Memorial Union	63,460	64,460	66,195	57,345	1,000	5,000	16,631	4,960	9,967	6,868
Health Center						1,750				
Library	50,000	247,353	73,432	68,176	106,803	86,062	97,025	154,802	95,045	121,227
New Media Center	2,252									
Public Safety										30,276
Student Life	8,175	8,312		186,359		299,464				
Substance Abuse Prevention Program										37,050
Undergraduate Studies					75,000					
University Planning Office						190,000				
Total Other Programs	\$699,429	\$918,808	\$837,989	\$1,050,109	\$902,036	\$1,299,009	\$845,680	\$891,435	\$847,940	\$964,780
VICE PRESIDENT FOR RESEARCH*										
Applied Second Language Studies, Center for				\$577,665	\$606,498	\$850,842	\$1,303,231	\$2,090,420	\$2,581,240	\$3,895,168
Asian and Pacific Studies, Center for				100,000	10,000	495,790	246,896	194,500	277,698	106,028
Child and Family Center				3,551,795	4,341,769	4,812,926	4,587,049	4,504,529	3,503,390	4,266,902
Cognitive and Decision Sciences, Institute of				319,447	187,877	41,456			264,605	26,060
Community Service Center				792,809	1,260,429	884,053	1,703,721	1,078,367	1,196,591	1,597,170
Computational Intelligence Research Laboratory				1,058,732	253,169					
Computational Science Institute				170,683		26,562				
Diversity and Community, Center on									2,000	
Ecology and Evolutionary Biology, Center for				1,193,112	1,403,995	1,341,666	1,570,114	1,707,214	1,860,801	3,875,541
High Energy Physics, Center for								1,257,000	2,366,200	1,793,000
Housing Innovation, Center for				561,043	878,429	247,646	1,666,630	113,758	281,073	772,067
Institutional Equity and Diversity, Office of							62,640		50,062	43,437
Materials Science Institute				4,004,600	4,473,644	4,399,592	8,604,464	7,716,975	8,950,941	16,337,208
Molecular Biology, Institute of				9,888,734	8,602,264	7,562,228	6,651,074	5,649,089	8,123,613	6,871,613
Neuroinformatics Center				729,510	2,381,747	1,159,093	974,914	770,325	1,458,518	1,420,337
Neuroscience, Institute of				10,889,653	11,165,576	11,690,696	12,376,226	9,940,145	15,378,894	11,643,958
Northwest Indian Language Institute										92,478
Oregon Center for Optics				1,519,221	1,803,127	1,264,388	1,732,548	872,202	1,313,106	1,253,579
Oregon Humanities Center					47,377					
Oregon Institute of Marine Biology				598,652	1,204,085	902,011	1,629,566	953,949	1,212,852	1,301,612
Oregon Survey Research Laboratory				469,419	648,852	361,623				
Policy Research and Innovation, Institute for					662,536	252,467	372,806	431,627	455,988	62,421
Study of Women in Society, Center for the				901,051	78,536	54,777		100,000	183,745	
Sustainable Environment, Institute for a				358,628	121,340	604,060	399,230	329,768	539,485	2,124,599
Theoretical Science, Institute of				1,467,746	1,356,609	1,421,000	1,863,000	556,000	1,732,000	505,000
Veterinary Services and Animal Care, Office of						25,126		23,166	23,088	
Vice President for Research and Graduate Studies				60,000	5,433,000		2,616,023	47,355	5,612,484	
Total Vice President for Research	\$0	\$0	\$0	\$39,212,500	\$46,920,859	\$38,398,002	\$48,360,132	\$38,336,389	\$55,002,173	\$57,988,178
TOTAL ALL AWARDS RECEIVED	\$62,146,230	\$57,778,019	\$75,055,860	\$77,763,176	\$90,182,391	\$83,796,740	\$96,545,311	\$85,293,656	\$112,919,448	\$100,516,110

* "Submitting Units" were reclassified in FY 2002-03 to reflect the research centers and institutes reporting to the Vice President for Research. See Home Unit of PI and CO-PI for breakdown on awards by schools and colleges.

AWARDS RECEIVED FY 00 - FY 09 BY SUBMITTING UNIT

BY SUBMITTING UNIT*	**COLL	FY 1999-00	FY 2000-01	FY 2001-02	FY 2002-03	FY 2003-04	FY 2004-05	FY 2005-06	FY 2006-07	FY 2007-08	FY 2008-09
Acadmic Affairs	Other									\$50,000	
Academic Learning Services	Other	\$561,892	\$585,032	\$684,712	\$724,130	\$705,134	\$705,134	\$719,675	\$719,675	730,696	\$756,907
Accounting	LCB					12,963					
Advanced Technology in Education, Center for	COE	808,119	1,830,944	1,464,876	962,897	283,190	382,036		422,589	784,665	1,206,847
American English Institute	CAS						432,550	143,713	71,102	103,890	198,780
Anthropology	CAS	127,554	61,060	233,015	265,485	155,854	104,132	66,143	117,313	132,715	646,322
Applied Behavioral and Communication Sciences	COE	1,100,371	539,031	298,099							
Applied Second Language Studies, Center for	VPR C/I	310,268	495,267	104,613	577,665	606,498	850,842	1,303,231	2,090,420	2,581,240	3,895,168
Architecture	AAA	187,374		214,461	151,431	13,000		400,000	78,085		20,420
Art	AAA		2,000				20,000				30,000
Art History	AAA				40,000	40,000					
Arts and Administration	AAA	2,000	5,547						15,350		
Asian and Pacific Studies, Center for	VPR C/I	230,646	163,748	168,500	100,000	10,000	495,790	246,896	194,500	277,698	106,028
Associated Students of the University of Oregon	Other							750			
Behavioral Research and Teaching	COE							50,900	2,030,253	908,843	668,770
Biology/Ecology and Evolution	CAS	761,300	1,176,599	860,209							
Business Affairs Office	Admin			27,003							
Career Center	Other	13,650	13,651	13,650	14,099	14,099	11,599	11,599	11,999	12,232	12,452
Chemistry	CAS	1,687,188	1,690,924	750,360	1,221,341	405,687	923,459	1,287,908	1,308,977	3,320,153	1,099,000
Child and Family Center	VPR C/I				3,551,795	4,341,769	4,812,926	4,587,049	4,504,529	3,503,390	4,266,902
Clark Honors College	CAS								75,810		
Classics	CAS			49,000							
Cognitive and Decision Sciences, Institute of	VPR C/I	361,838	48,039	168,767	319,447	187,877	41,456			264,605	26,060
Communication Disorders and Sciences	COE							333,983	399,940		
Community Service Center	VPR C/I	399,765	678,243	951,304	792,809	1,260,429	884,053	1,703,721	1,078,367	1,196,591	1,597,170
Computational Intelligence Research Laboratory	VPR C/I	881,663	762,249	414,531	1,058,732	253,169					
Computational Science Institute	VPR C/I	296,366	361,648	659,656	170,683		26,562				
Computer and Information Science	CAS	1,768,888	840,823	1,582,115	910,542	821,335	1,047,797	1,525,734	1,083,132	2,449,647	1,106,855
Continuation Center	Admin	120,913	54,710	227,440	29,000	100,000		136,490	141,000	132,151	32,151
Continuing Education	Admin										50,000
Counseling and Testing Center	Admin							75,000	75,000	75,000	
Counseling Psychology and Human Services	COE						16,100		40,000	15,184	
Creative Writing	CAS		24,166	40,000							
Dean, College of Education	COE						69,984	600,000	69,984	69,984	
Dean, School of Architecture and Allied Arts	AAA					100,000	20,000	251,827	164,888	185,200	224,334
Decision Sciences	LCB					19,950	16,839	3,550			
Development of Educational Achievement, Institute for the	COE	7,378,809	4,659,390	5,533,287	6,419,920	8,009,057	8,066,013	5,847,765	3,188,768	1,668,508	382,648
Diversity and Community, Center on	VPR C/I									2,000	
Early Childhood CARES	COE								8,085,251	8,416,095	8,252,567
Early Intervention Program	COE					1,252,149	1,228,264	1,023,987	788,659	2,085,673	658,221
East Asian Languages and Literatures	CAS				25,000			40,000			
Ecology and Evolutionary Biology, Center for	VPR C/I				1,193,112	1,403,995	1,341,666	1,570,114	1,707,214	1,860,801	3,875,541
Economics	CAS	24,931	165,667	292,500	240,790	345,094	379,357	374,979	54,302	147,335	56,248
Education, College of - Other Units	COE	1,250,595	2,129,513	9,719	95,368						
Educational and Community Supports	COE					4,665,540	4,402,551	5,576,546	4,849,957	7,234,389	3,009,001
Educational Leadership	COE	923,430	197,541		74,374						
Educational Policy Research, Center for	COE						84,628		344,338	72,038	
Electronic Studying, Center for	COE						184,679	1,277,634	1,074,317	771,806	600,000
Emerging Education Research, Center for	COE					112,085	1,495,186	461,518	592,995	653,242	1,296,266
English	CAS	2,500					80,000		30,000		
Environmental Studies	CAS				24,914	13,999	47,397	16,920	135,009	22,250	48,738
Erb Memorial Union	Other	63,460	64,460	66,195	57,345	1,000	5,000	16,631	4,960	9,967	6,868

AWARDS RECEIVED FY 00 - FY 09 BY SUBMITTING UNIT

BY SUBMITTING UNIT*	**COLL	FY 1999-00	FY 2000-01	FY 2001-02	FY 2002-03	FY 2003-04	FY 2004-05	FY 2005-06	FY 2006-07	FY 2007-08	FY 2008-09
Ethnic Studies	CAS									40,000	40,000
Family and Human Services	COE									4,735	
Geography	CAS	640,336	477,815	787,864	722,588	359,056	541,843	870,133	860,298	910,228	287,686
Geological Sciences	CAS	1,044,770	692,825	1,048,125	1,253,252	1,581,449	1,160,320	2,217,744	1,308,967	2,174,081	2,020,250
German and Scandinavian	CAS								14,000	3,500	
Graduate School	Admin	85,575	27,300	114,000	182,018	234,000	248,000	329,000	364,500	5,000	309,000
Health Center	Other						1,750				
High Energy Physics, Center for	VPR C/I								1,257,000	2,366,200	1,793,000
High School Equivalency Program	COE						545,000	455,000	455,000	455,000	450,191
Historic Preservation	AAA	2,000				135,000	69,310			5,000	69,620
History	CAS	90,100	68,142	100	96,716	21,577	100,900		10,000		
Housing Innovation, Center for	VPR C/I	322,853	270,186	308,277	561,043	878,429	247,646	1,666,630	113,758	281,073	772,067
Human Development, Center on	COE	9,614,866	2,896,600	9,948,167	10,198,137	8,067,128	7,759,125	7,683,493	500,000	490,000	581,003
Human Physiology (Exercise and Movement Science)	CAS	80,950	139,268	439,842	1,137,941	1,649,055	490,734	573,638	249,275	766,914	633,181
International Education and Exchange	Admin	7,545	800								
Institutional Equity and Diversity, Office of	VPR C/I							62,640		50,062	43,437
International Programs, Office of	Admin							4,950			
Journalism and Communication, School of	JOURN					7,600		10,000		6,160	
Labor Education and Research Center	CCRCI	553,775	1,800,000	306,194	358,075	364,293	1,543,726	384,712	355,596	337,274	378,358
Landscape Architecture	AAA		251,900	10,000	10,092	78,908	72,961	37,400	10,000		
Law, School of	Law	459,996	525,691	793,342	253,872		200,634	348,985	870,318	21,860	391,077
Library	Other	50,000	247,353	73,432	68,176	106,803	86,062	97,025	154,802	95,045	121,227
Linguistics	CAS	182,840		170,957		50,000	162,748	564,370	758,529	645,234	506,620
Lundquist Center for Entrepreneurship	LCB	55,692	138,550	90,000		67,500		20,732	13,916	45,000	358,795
Lundquist College of Business - Other	LCB				429,298		45,000	62,035	50,000	494,765	50,000
Management	LCB	74,861					68,938			25,176	50,000
Materials Science Institute	VPR C/I	1,875,295	3,183,920	3,668,851	4,004,600	4,473,644	4,399,592	8,604,464	7,716,975	8,950,941	16,337,208
Mathematics	CAS	480,615	409,277	472,232	487,642	348,810	1,067,415	532,688	626,165	832,593	569,857
Molecular Biology, Institute of	VPR C/I	5,923,469	7,441,292	8,982,811	9,888,734	8,602,264	7,562,228	6,651,074	5,649,089	8,123,613	6,871,613
Museum of Anthropology	UO MUS	503,076	326,343	686,809						2,014,273	1,159,368
Museum of Art, Jordan Schnitzer	UO MUS	340,625	216,326	102,427						22,000	19,000
Museum of Natural and Cultural History	UO MUS	12,550		58,146						785,137	171,982
Music, School of	Music	86,875	86,342	40,000						27,350	44,000
Neuroinformatics Center	VPR C/I				121,204	289,588	85,000	97,600	15,000		
Neuroscience, Institute of	VPR C/I	8,150,891	6,360,712	11,289,370	10,889,653	11,165,576	11,690,696	12,376,226	9,940,145	15,378,894	11,643,958
New Media Center	Other	2,252									
Northwest Indian Language Institute	VPR C/I										92,478
Oregon Center for Optics	VPR C/I	1,425,149	993,819	1,363,476	1,519,221	1,803,127	1,264,388	1,732,548	872,202	1,313,106	1,253,579
Oregon Consortium for International and Area Studies	CAS						78,000	78,692			
Oregon Humanities Center	VPR C/I					47,377					
Oregon Institute of Marine Biology	VPR C/I	654,106	475,618	1,111,570	598,652	1,204,085	902,011	1,629,566	953,949	1,212,852	1,301,612
Oregon Survey Research Laboratory	VPR C/I	274,757	928,475	399,248	469,419	648,852	361,623				
Physics	CAS	822,395	1,138,791	421,858	967,110	717,243	450,809	2,646,209	1,156,006	481,466	480,203
Planning, Public Policy and Management	AAA	354,995	733,755	414,934	68,950	79,267		20,993			
Policy Research and Innovation, Institute for	VPR C/I					662,536	252,467	372,806	431,627	455,988	62,421
Political Science	CAS	38,573	48,400	33,884	9,522	174,223	32,225	142,478	182,635	226,394	
President, Office of the	Admin			250,000		125,000					
Provost, Office of the	Admin	110,000									
Psychology	CAS	3,058,606	5,639,682	8,066,673	3,587,694	2,795,573	2,610,408	1,885,870	2,819,621	4,991,473	5,303,195
Public Safety	Other										30,276
Religious Studies	CAS							46,700			
Romance Languages	CAS						40,000				

AWARDS RECEIVED FY 00 - FY 09 BY SUBMITTING UNIT

BY SUBMITTING UNIT*	**COLL	FY 1999-00	FY 2000-01	FY 2001-02	FY 2002-03	FY 2003-04	FY 2004-05	FY 2005-06	FY 2006-07	FY 2007-08	FY 2008-09
School Psychology	COE					292,156	299,627	198,413	199,995	200,000	199,998
Secondary Special Education and Transition Programs	COE							412,641	599,847	3,515,066	2,088,787
Social Science Instruction Laboratory	CAS					10,000					
Sociology	CAS	5,000	145,753	86,309	30,000	18,200		25,000	12,000	191,752	201,792
Special Education and Community Resources	COE	290,054		1,939,117	2,107,618						
Student Life	Other	8,175	8,312		186,359		299,464				
Study of Women in Society, Center for the	VPR C/I	586,512	855,748	1,385,802	901,051	78,536	54,777		100,000	183,745	
Substance Abuse Prevention Program	Other										37,050
Sustainable Environment, Institute for a	VPR C/I	233,800	71,281	1,242,212	358,628	121,340	604,060	399,230	329,768	539,485	2,124,599
TACS/Western Regional Resource Center	COE				1,190,460	2,486,795	3,805,152	2,441,628	2,426,106	2,631,982	1,346,788
Teaching and Learning General Training Program	COE									400,000	
Teaching and Learning, Center on	COE						320,000	1,389,093	2,385,488	2,586,676	2,669,713
Theoretical Science, Institute of	VPR C/I	1,125,441	1,293,364	1,597,422	1,467,746	1,356,609	1,421,000	1,863,000	556,000	1,732,000	505,000
TL: Oregon Writing Project	COE							45,000	25,000	52,000	43,000
Undergraduate Studies	Other					75,000					
University Computing Center	Admin	458,228	525,948	287,916	399,986	642,986	635,218	399,234	516,481	1,133,114	528,684
University Planning Office	Other						190,000				
UO Museums	UO MUS				2,090,139	3,437,914	1,128,598	2,077,967	3,862,268		
Veterinary Services and Animal Care, Office of	VPR C/I						25,126		23,166	23,088	
Vice President for Administration	VPA										7,000
Vice President for Research and Graduate Studies	VPR C/I				60,000	5,433,000		2,616,023	47,355	5,612,484	
Violence and Destructive Behavior, Institute on	COE	2,785,112	2,808,179	2,250,481	1,337,191	1,962,539	1,527,066	1,842,504	171,802	1,249,364	985,336
Women's and Gender Studies	CAS					21,333					31,500
Yamada Language Center	CAS	10,000					10,000		10,000		
TOTAL ALL AWARDS RECEIVED		\$62,146,230	\$57,778,019	\$75,055,860	\$77,763,176	\$90,189,991	\$83,796,740	\$96,545,311	\$85,293,657	\$115,285,648	\$100,516,110

**Submitting Units" were reclassified in FY 2002-03 to reflect the research centers and institutes under the Vice President for Research. See Home Unit of PI and CO-PI for breakdown on awards by schools and colleges.

** COLL - College, School level:

AAA - School of Architecture and Allied Arts

Admin - Administrative Offices

CAS - College of Arts and Sciences

CCRCI - Cross-Collegial Research Centers and Institutes

COE - College of Education

JOURN - School of Journalism and Communication

Law - School of Law

LCB - Lundquist College of Business

Music - School of Music

Other - Other UO units

UO MUS - University Museums

VPA - Vice President for Administration

VPR C/I - Vice President for Research Centers and Institutes

AWARDS RECEIVED BY HOME UNIT OF PI AND CO-PI IN FY 09

	<u>PI HOME UNIT</u>	<u>Award Totals*</u>	<u>CO-PI HOME UNIT</u>	<u>Award Totals*</u>	<u>TOTAL AWARDS* BY HOME UNIT</u>	
SCHOOL OF ARCHITECTURE AND ALLIED ARTS (AAA)					School of Architecture and Allied Arts	
	Architecture	984,154	Architecture	231,061	Architecture	1,215,215
	Art	30,000	Art	0	Art	30,000
	Art History	27,667	Art History	0	Art History	27,667
	Arts and Administration	5,000	Arts and Administration	7,731	Arts and Administration	12,731
	Historic Preservation	69,620	Historic Preservation	0	Historic Preservation	69,620
	Landscape Architecture	1,363,375	Landscape Architecture	645,041	Landscape Architecture	2,008,416
	Planning, Public Policy and Management	2,420,815	Planning, Public Policy and Management	129,984	Planning, Public Policy and Management	2,550,799
	TOTAL AAA	4,900,631	TOTAL AAA	1,013,817	TOTAL AAA	5,914,448
COLLEGE OF ARTS AND SCIENCES (CAS)					College of Arts and Sciences	
	American English Institute	645,894	American English Institute	171,700	American English Institute	817,594
	Anthropology	740,929	Anthropology	47,263	Anthropology	788,192
	Biology	20,140,530	Biology	6,008,150	Biology	26,148,680
	Chemistry	18,530,287	Chemistry	4,394,550	Chemistry	22,924,837
	Computer and Information Science	2,527,192	Computer and Information Science	1,389,968	Computer and Information Science	3,917,160
	East Asian Languages and Literatures	15,000	East Asian Languages and Literatures	0	East Asian Languages and Literatures	15,000
	Economics	56,248	Economics	226,489	Economics	282,737
	Environmental Studies	55,738	Environmental Studies	0	Environmental Studies	55,738
	Ethnic Studies	40,000	Ethnic Studies	0	Ethnic Studies	40,000
	Geography	287,686	Geography	658,570	Geography	946,256
	Geological Sciences	2,020,250	Geological Sciences	359,019	Geological Sciences	2,379,269
	History	91,028	History	0	History	91,028
	Human Physiology	1,192,872	Human Physiology	5,000	Human Physiology	1,197,872
	Linguistics	48,808	Linguistics	0	Linguistics	48,808
	Mathematics	569,857	Mathematics	143,019	Mathematics	712,876
	Physics	5,712,395	Physics	3,414,585	Physics	9,126,980
	Psychology	9,553,175	Psychology	3,272,663	Psychology	12,825,838
	Sociology	210,146	Sociology	28,810	Sociology	238,956
	Women and Gender Studies	31,500	Women and Gender Studies	0	Women and Gender Studies	31,500
	TOTAL CAS	62,469,535	TOTAL CAS	20,119,786	TOTAL CAS	82,589,321

AWARDS RECEIVED BY HOME UNIT OF PI AND CO-PI IN FY 09

	<u>PI HOME UNIT</u>	<u>Award Totals*</u>	<u>CO-PI HOME UNIT</u>	<u>Award Totals*</u>	<u>TOTAL AWARDS* BY HOME UNIT</u>		
COLLEGE OF EDUCATION (COE)	Advanced Techonolgy in Education, Center for Counseling Psychology and Human Services	0	Advanced Techonolgy in Education, Center for Counseling Psychology and Human Services	200,000	College of Education Advanced Techonolgy in Education, Center for Counseling Psychology and Human Services	200,000	
		988,580		532,963		1,521,543	
	Development of Educational Achievement, Institute for the Early Childhood CARES	212,810	Development of Educational Achievement, Institute for the Early Childhood CARES	980,481	Development of Educational Achievement, Institute for the Early Childhood CARES	1,193,291	
	Educational and Community Supports	8,252,567	Educational and Community Supports	0	Educational and Community Supports	8,252,567	
	Educational Leadership	265,092	Educational Leadership	0	Educational Leadership	265,092	
	High School Equivalency Program	668,770	High School Equivalency Program	384,113	High School Equivalency Program	1,052,883	
	Human Development, Center on School Psychology	451,018	Human Development, Center on School Psychology	0	Human Development, Center on School Psychology	451,018	
	Secondary Special Education and Transition Programs	79,936	Secondary Special Education and Transition Programs	0	Secondary Special Education and Transition Programs	79,936	
	Special Education	399,855	Special Education	0	Special Education	399,855	
	TACS/Western Regional Resource Center	0	TACS/Western Regional Resource Center	1,499,998	TACS/Western Regional Resource Center	1,499,998	
	Teacher Education	7,482,681	Teacher Education	980,322	Teacher Education	8,463,003	
	Teaching and Learning, Center on	1,346,788	Teaching and Learning, Center on	153,035	Teaching and Learning, Center on	1,499,823	
	TOTAL COE	24,632,255	TOTAL COE	4,730,912	TOTAL COE	29,363,167	
	SCHOOL OF LAW	Law	391,077	Law	30,000	TOTAL LAW	421,077
	LUNDQUIST COLLEGE OF BUSINESS (LCB)	LCB	458,795	LCB	358,795	TOTAL LCB	817,590

AWARDS RECEIVED BY HOME UNIT OF PI AND CO-PI IN FY 09

	<u>PI HOME UNIT</u>	<u>Award Totals*</u>	<u>CO-PI HOME UNIT</u>	<u>Award Totals*</u>	<u>TOTAL AWARDS* BY HOME UNIT</u>
MUSEUMS	Museums	1,254,449	Museums	132,510	TOTAL MUSEUMS 1,386,959
SCHOOL OF MUSIC	Music	21,000	Music	10,000	TOTAL MUSIC 31,000
VICE PRESIDENT FOR RESEARCH					Vice President for Research
	Applied Second Language Studies, Center for	3,895,168	Applied Second Language Studies, Center for	250,711	Applied Second Language Studies, Center for 4,145,879
	Child and Family Center	160,703	Child and Family Center	1,633,148	Child and Family Center 1,793,851
	Community Service Center	0	Community Service Center	298,250	Community Service Center 298,250
	Ecology and Evolutionary Biology, Center for	0	Ecology and Evolutionary Biology, Center for	125,176	Ecology and Evolutionary Biology, Center for 125,176
	Institutional Equity and Diversity, Office of	43,437	Institutional Equity and Diversity, Office of	20,000	Institutional Equity and Diversity, Office of 63,437
	Molecular Biology, Institute of	64,534	Molecular Biology, Institute of	148,108	Molecular Biology, Institute of 212,642
	Neuroscience, Institute of Northwest Indian Language Institute	0	Neuroscience, Institute of Northwest Indian Language Institute	735,038	Neuroscience, Institute of Northwest Indian Language Institute 735,038
		103,176		0	
	Sustainable Environment, Institute for a	0	Sustainable Environment, Institute for a	442,271	Sustainable Environment, Institute for a 442,271
	UA Development Program	42,000	UA Development Program	0	UA Development Program 42,000
	TOTAL VP-RESEARCH	4,309,018	TOTAL VP-RESEARCH	3,652,702	TOTAL VP-RESEARCH 7,961,720
OTHER UNITS					Other Units
	Academic Learning Services	756,907	Academic Learning Services	308,467	Academic Learning Services 1,065,374
	Career Center	12,452	Career Center	0	Career Center 12,452
	Continuation Center	32,151	Continuation Center	0	Continuation Center 32,151
	Continuing Education	50,000	Continuing Education	32,151	Continuing Education 82,151

AWARDS RECEIVED BY HOME UNIT OF PI AND CO-PI IN FY 09

<u>PI HOME UNIT</u>	<u>Award Totals*</u>	<u>CO-PI HOME UNIT</u>	<u>Award Totals*</u>	<u>TOTAL AWARDS* BY HOME UNIT</u>	
Erb Memorial Union	6,868	Erb Memorial Union	0	Erb Memorial Union	6,868
Graduate School	309,000	Graduate School	0	Graduate School	309,000
Labor Education and Research Center	231,785	Labor Education and Research Center	0	Labor Education and Research Center	231,785
Library	121,227	Library	79,883	Library	201,110
Public Safety	30,276	Public Safety	0	Public Safety	30,276
University Computing Center	528,684	University Computing Center	0	University Computing Center	528,684
TOTAL OTHER	2,079,350	TOTAL OTHER	420,501	TOTAL OTHER	2,499,851

*Award totals by Co-PI Home unit are duplicates of awards under PI Home Unit to indicate collaboration across units, as well as total research effort by an academic unit's faculty.

FY 09 PROPOSAL SUBMISSIONS

REQUESTED FUNDING BY APPLICATION TYPE

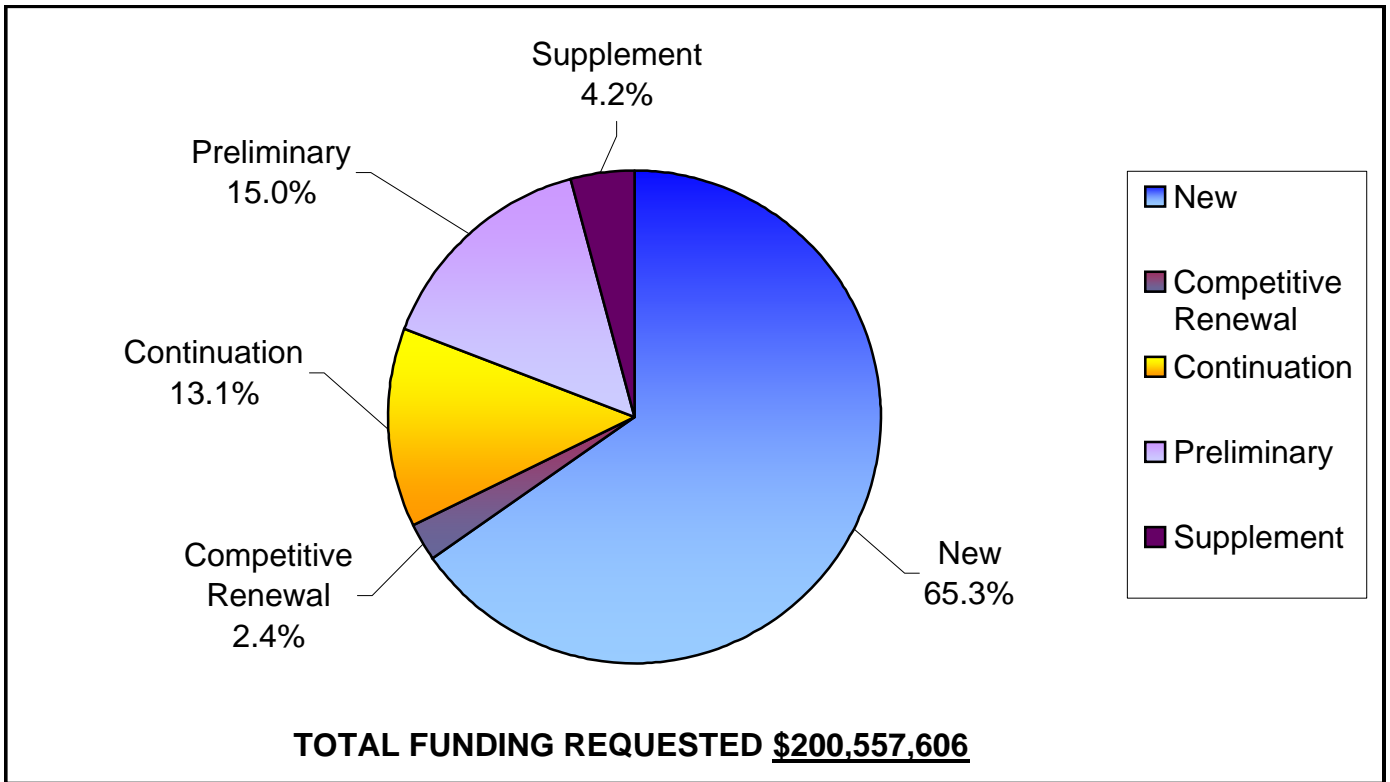


Figure 13

NUMBER SUBMITTED BY AGENCY TYPE

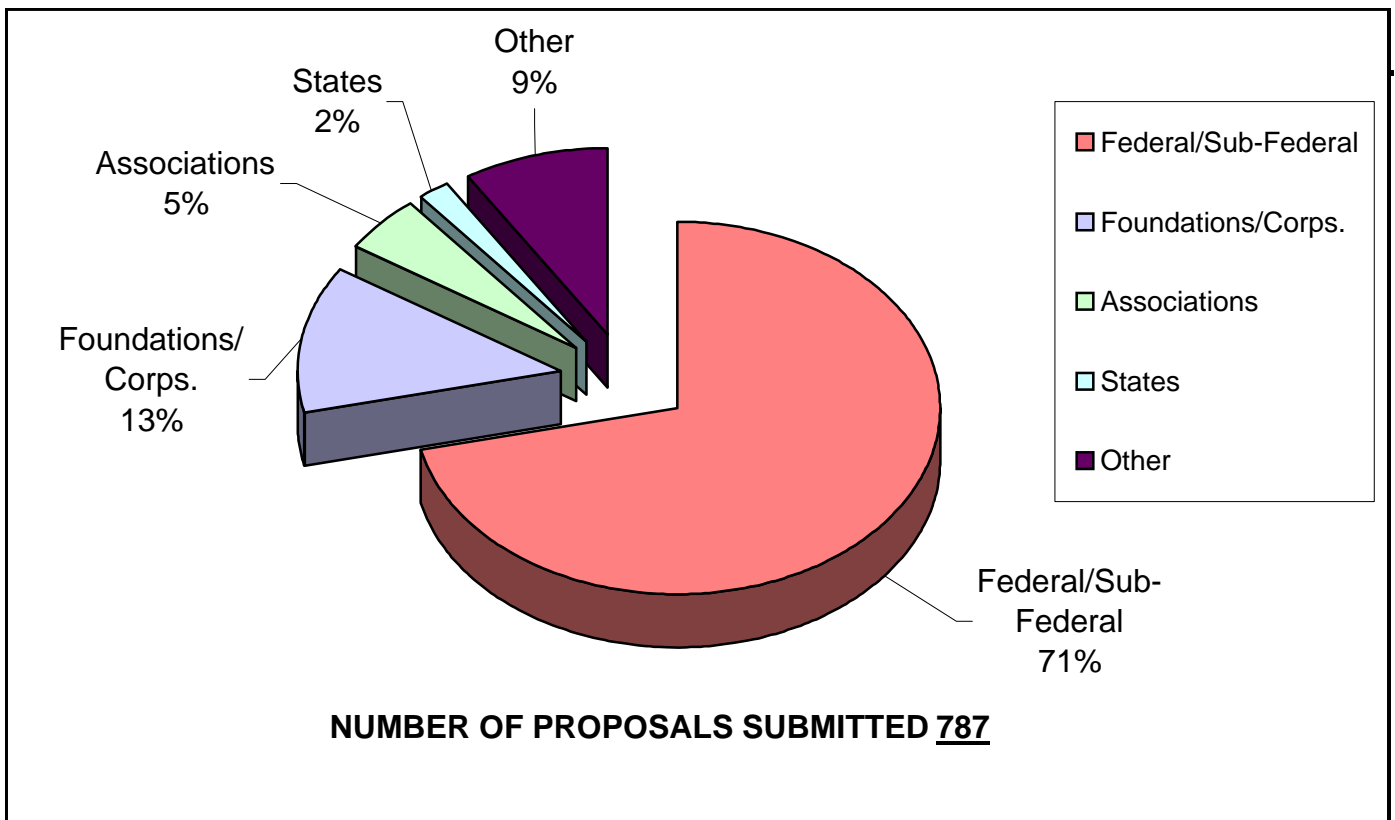


Figure 14

FY 09 PROPOSAL SUBMISSIONS

DOLLARS REQUESTED BY AGENCY TYPE

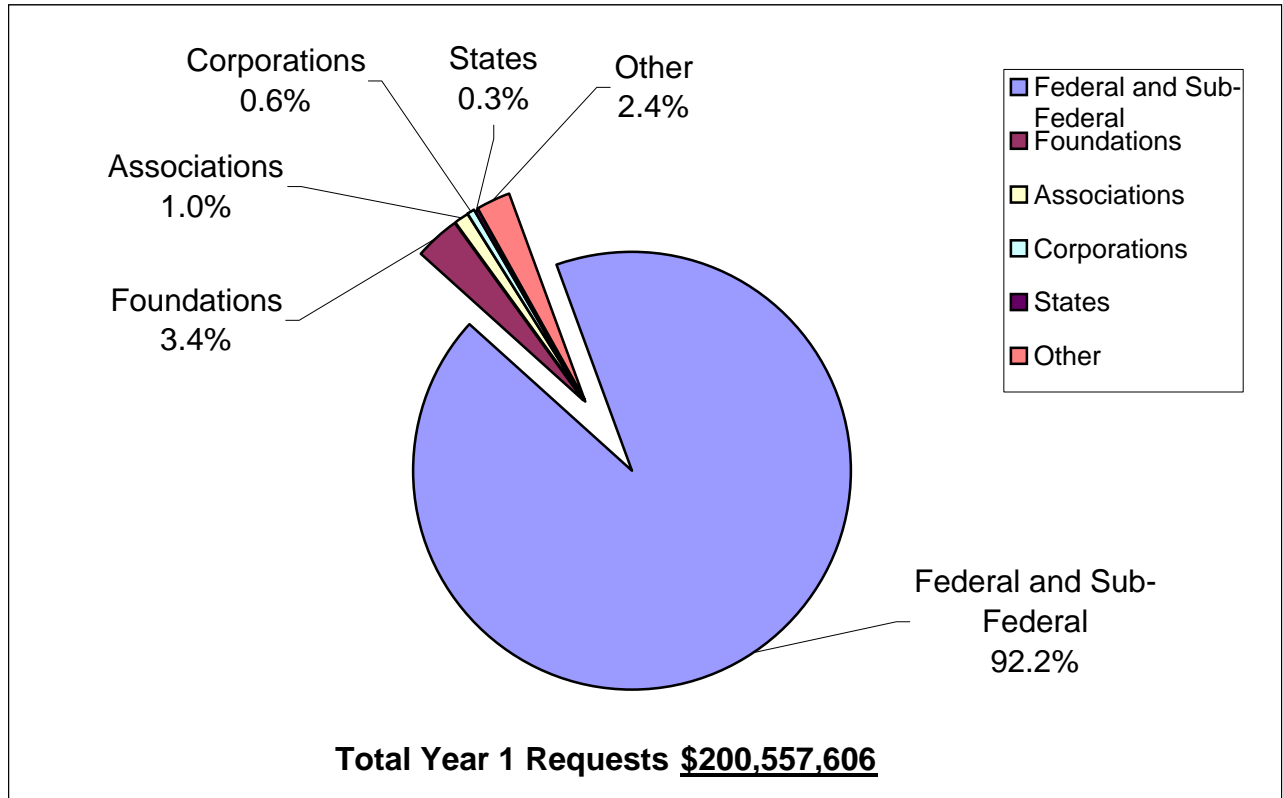


Figure 15

DOLLARS REQUESTED BY FEDERAL AGENCY

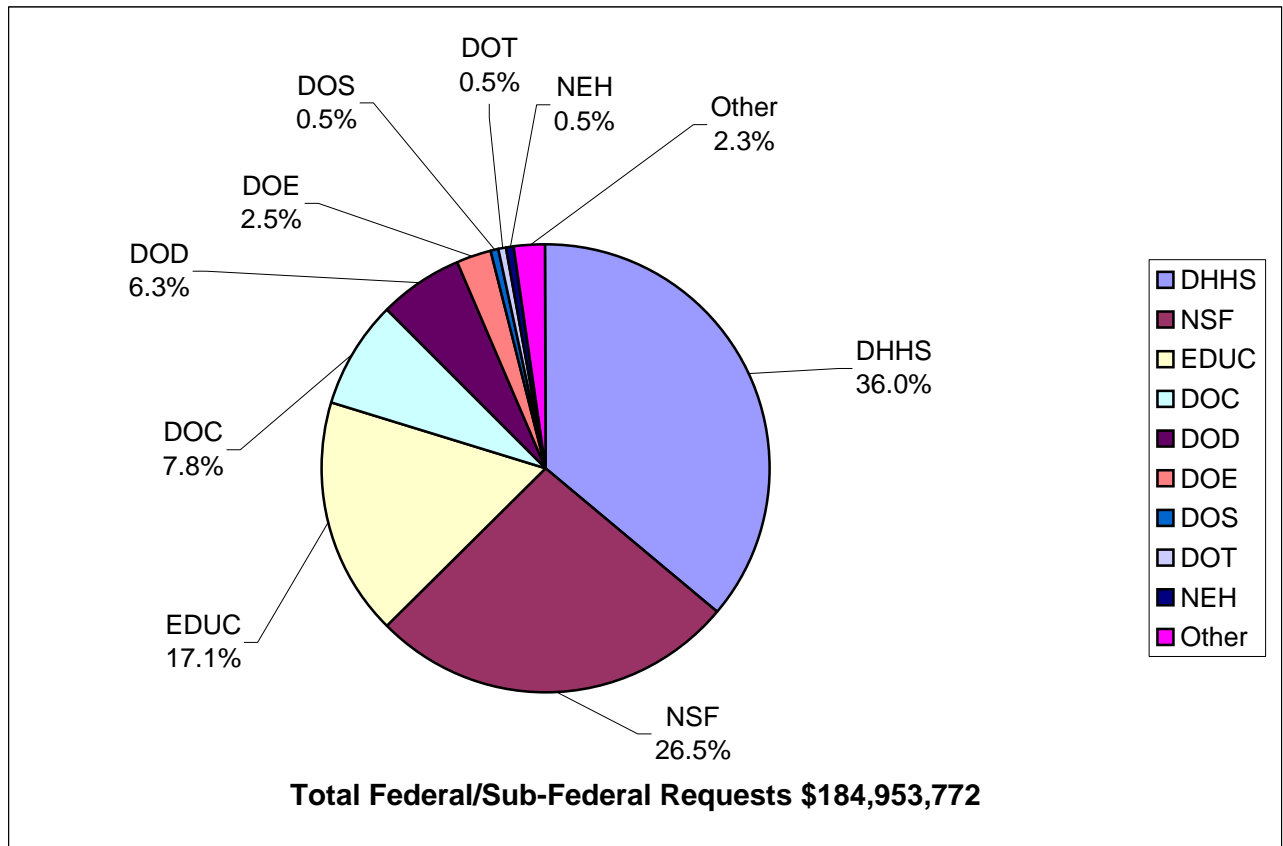
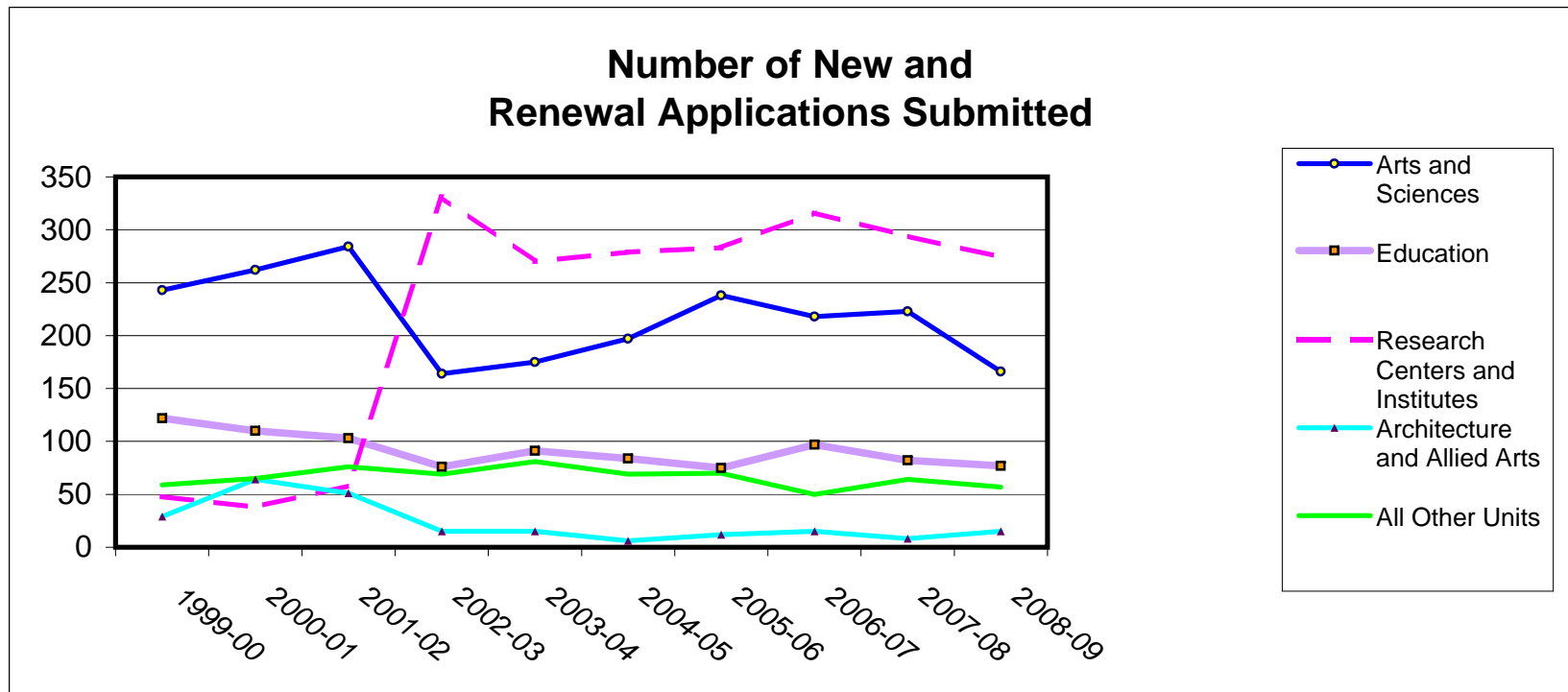


Figure 16

NEW AND COMPETITIVE RENEWAL APPLICATIONS BY SUBMITTING COLLEGE

FISCAL YEAR	COLLEGE OF ARTS AND SCIENCES*	COLLEGE OF EDUCATION*	RESEARCH CENTERS AND INSTITUTES*	SCHOOL OF ARCHITECTURE AND ALLIED ARTS*	ALL OTHER UNITS*	TOTAL NUMBER
1999-00	243	122	48	29	59	501
2000-01	262	110	38	64	65	539
2001-02	284	103	58	51	76	569
2002-03	164	76	331	15	69	655
2003-04	175	91	270	15	81	632
2004-05	197	84	279	6	69	635
2005-06	238	75	283	12	70	678
2006-07	218	97	316	15	50	696
2007-08	223	82	294	8	64	671
2008-09	166	77	274	15	57	589

* "Submitting Units" were reclassified in FY 2002-03 to reflect the research centers and institutes reporting to the Vice President for Research.



**PROPOSALS SUBMITTED FY 00 - FY 09
FIRST-YEAR TOTAL REQUESTS**

Submitting Unit	FY 1999-00	FY 2000-01	FY 2001-02	FY 2002-03	FY 2003-04	FY 2004-05	FY 2005-06	FY 2006-07	FY 2007-08	FY 2008-09
COLLEGE OF ARTS AND SCIENCES*										
American English Institute						\$661,751	\$1,059,356	\$223,581	\$737,225	\$442,451
Anthropology	\$215,197	\$157,158	\$424,054	\$285,833	\$149,145	167,339	250,224	798,237	1,273,930	162,701
Biology/Ecology and Evolution	1,989,860	1,790,551	987,956							
Chemistry	2,691,196	1,901,032	1,082,886	1,023,847	1,505,080	2,029,385	2,220,378	2,441,664	4,768,036	2,514,553
Clark Honors College								179,440		
Classics		49,000					40,000			
Comparative Literature							25,000			
Computational Science Institute	2,303,797	1,709,872	165,000							
Computer and Information Science	3,496,889	2,815,683	3,002,483	2,338,121	4,309,104	2,851,484	1,873,845	2,465,478	3,857,328	4,359,116
Creative Writing		24,166	40,000							
East Asian Languages and Literatures				26,000			40,000		28,875	18,590
Economics	217,108	361,051	65,910	286,241	253,157	596,030	509,894	221,456	180,135	125,107
English	10,000	10,000				80,999	80,000	55,000	90,407	
Environmental Studies	10,000		94,055	25,242	36,521	79,609	166,376	49,899	132,485	505,682
Ethnic Studies								40,000	38,500	76,500
Folklore		5,000						57,224		
Geography	648,591	711,017	1,341,331	988,853	1,467,201	786,543	560,374	687,509	1,095,995	25,517,493
Geological Sciences	922,792	903,824	1,449,012	1,501,299	2,129,669	2,196,779	2,475,175	2,741,375	1,971,848	1,810,757
German and Scandinavian							78,000		33,400	
History	167,337	112,087	40,000		93,100	40,000	90,000	52,568		
Human Physiology (Exercise and Movement Science)	198,577	772,862	733,521	1,893,072	2,566,845	2,452,666	3,005,536	1,465,008	2,316,210	2,888,906
Humanities Program						92,804	95,494			
International Studies	89,770			31,908	81,692	280,000	85,000		40,000	
Linguistics	109,947	70,492	126,693	516,659	528,410	333,496	869,137	1,191,192	913,627	1,771,525
Materials Scienc Institute	4,215,943	6,446,870	4,645,773							
Mathematics	245,256	325,128	597,472	373,009	828,658	700,358	759,568	703,365	581,427	728,104
Molecular Biology, Institute of	9,634,817	7,677,848	11,551,355							
Neuroscience, Institute of	11,236,834	12,835,554	13,430,882							
Oregon Center for Optics	441,004	1,210,851	1,277,355							
Oregon Consortium for International and Area Studies						82,067	166,007			18,000
Oregon Institute of Marine Biology	1,542,274	776,184	650,400							
Philosophy	5,000							114,256		
Physics	7,482,478	5,788,624	1,412,694	1,632,345	1,130,285	5,828,550	933,152	864,638	1,465,259	623,948
Political Science	105,576	154,042	376,268	66,349	32,225	28,007	204,665	38,000	249,300	173,607
Psychology	8,611,469	5,903,574	9,582,567	7,479,018	5,926,640	8,196,749	7,499,453	6,919,206	3,969,698	11,489,017
Religious Studies							113,200		36,000	
Romance Languages						40,000	40,000	30,000	5,750	95,400
Social Science Instruction Laboratory					10,000					
Sociology	5,000	221,940	570,912	104,061	36,077	935,803	113,763	579,066	494,553	301,316
Solar Energy Center			5,000							
Theater Arts	31,000									
Theoretical Science, Institute of	1,676,669	1,325,956	1,919,610							
Women's and Gender Studies					21,333					31,500
Yamada Language Center	5,000		9,883			10,000		9,998	49,954	
Total College of Arts and Sciences	\$58,309,381	\$54,060,366	\$55,583,072	\$18,571,857	\$21,105,142	\$28,470,419	\$23,353,597	\$21,928,160	\$24,329,942	\$53,654,274
SCHOOL OF ARCHITECTURE AND ALLIED ARTS*										
Architecture	\$178,273	\$142,829	\$112,645	\$140,960	\$13,000	\$135,454	\$323,962	\$435,360	\$50,189	\$158,496
Art		5,547	134,496		165,000		5,400			30,000

**PROPOSALS SUBMITTED FY 00 - FY 09
FIRST-YEAR TOTAL REQUESTS**

Submitting Unit	FY 1999-00	FY 2000-01	FY 2001-02	FY 2002-03	FY 2003-04	FY 2004-05	FY 2005-06	FY 2006-07	FY 2007-08	FY 2008-09
Art Education				10,850						
Art History				80,000			153,574	82,900		
Arts and Administration		2,000				16,261		13,335		
Community Service Center	813,694	1,272,179	1,516,123							
Dean, School of Architecture and Allied Arts					104,786	60,000	236,290	189,901	994,972	393,458
Historic Preservation	14,000				85,000	109,310			5,000	69,620
Housing Innovation, Center for	1,938,102	1,589,192	841,539							
Landscape Architecture		251,500	20,121		75,095	59,686	37,400	10,000		
Planning, Public Policy and Management	927,398	937,391	393,504	488,709	221,626	148,013	212,360		29,957	702,607
Total School of Architecture and Allied Arts	\$3,871,467	\$4,200,638	\$3,018,428	\$720,519	\$664,507	\$528,724	\$968,986	\$731,496	\$1,080,118	\$1,354,181
CHARLES H. LUNDQUIST COLLEGE OF BUSINESS*										
Accounting					\$12,960				\$100,188	
Decision Sciences				\$50,477	45,369	\$129,569	\$3,550	\$21,743		
Finance					169,654		162,494		333,865	
Lundquist Center for Entrepreneurship	\$74,976	\$152,845	\$264,068	1,070,000	67,500		9,656		239,781	
Lundquist College of Business - Other						128,592	56,335		115,000	\$50,000
Management	24,861	10,000		125,980		105,608		5,000	20,196	25,000
Marketing						14,850				
Total Lundquist College of Business	\$99,837	\$162,845	\$264,068	\$1,246,457	\$295,483	\$378,619	\$232,035	\$26,743	\$809,030	\$75,000
COLLEGE OF EDUCATION*										
Advanced Technology in Education, Center for	\$1,276,544	\$724,690	\$971,586	\$999,008	\$1,788,697	\$100,000	\$104,785	\$1,306,350	\$901,845	\$1,401,914
Applied Behavioral and Communication Sciences	1,821,959	492,050								
Behavioral Research and Teaching					964,449	1,159,358	823,703	2,069,350	2,458,453	3,844,347
Career Information System	1,250,595	1,804,770	208,680	67,050						
Communication Disorders and Sciences				949,480			533,958		299,964	508,942
Counseling Psychology and Human Services		11,200	5,719			16,091		53,046	1,980	
Dean, College of Education			1,004,320	30,456	600,000	69,984		69,984	69,985	
Development of Educational Achievement, Institute for the	5,575,570	6,254,034	5,202,970	6,338,495	8,553,836	4,236,702	712,575	3,468,627	1,105,243	273,346
Early Childhood CARES						3,000	7,167,140	16,327,006	66,317	17,577,062
Early Intervention Program					291,413	1,171,583	791,528	1,085,672	437,212	1,422,679
Educational and Community Supports					3,529,055	1,794,964	3,801,447	4,231,150	1,919,740	3,641,414
Educational Leadership			206,954	101,830			612,155	161,948		
Educational Policy Research, Center for					1,840,916	6,833		344,338	72,038	
Electronic Studying, Center for					6,560	1,497,362	59,000	669,420	529,191	
Emerging Education Research, Center for					3,087,412	384,994	124,978	18,170	3,264	250,827
Family and Human Services		5,719							4,735	
High School Equivalency Program										474,571
Human Development, Center on	12,604,289	5,500,223	6,368,255	11,117,518	7,987,053	530,618	561,994	490,000	500,000	644,467
IntoCareers					104,249	108,049				
Oregon Writing Project										24,342
School Psychology		10,000					198,413			
Secondary Special Education and Transition Programs							277,151	2,429,494	3,690,078	2,827,632
Special Education							269,141			200,000
Special Education and Community Resources		682,843	1,172,306	552,262						
TACS/Western Regional Resource Center				2,208,133	2,191,175	1,484,258	698,041	856,593	546,882	256,788
Teacher Education		25,044		20,755						
Teaching and Learning General Training Program								400,000		353,602

**PROPOSALS SUBMITTED FY 00 - FY 09
FIRST-YEAR TOTAL REQUESTS**

Submitting Unit	FY 1999-00	FY 2000-01	FY 2001-02	FY 2002-03	FY 2003-04	FY 2004-05	FY 2005-06	FY 2006-07	FY 2007-08	FY 2008-09
Teaching and Learning, Center on						859,315	2,695,918	5,908,877	3,971,089	3,118,375
TL: Oregon Writing Project							60,000	62,000	43,000	46,000
Violence and Destructive Behavior, Institute on	2,568,540	2,291,640	2,243,798	2,088,868	2,063,672	2,390,282	1,625,706	1,453,285	1,856,880	3,424,842
Total College of Education	\$25,097,497	\$17,802,213	\$17,384,588	\$24,473,855	\$33,008,487	\$16,558,098	\$22,802,422	\$42,665,894	\$17,615,450	\$37,463,518
SCHOOL OF JOURNALISM AND COMMUNICATION*	\$5,000	\$65,000	\$66,330	\$0	\$27,600	\$0	\$0	\$10,000	\$16,153	\$16,000
SCHOOL OF LAW*	\$515,316	\$437,589	\$360,882	\$277,272	\$95,929	\$279,043	\$1,132,246	\$199,792	\$342,030	\$120,400
SCHOOL OF MUSIC*	\$328,559	\$3,379,825	\$1,291,452	\$349,071	\$463,758	\$311,079	\$119,000	\$130,850	\$391,369	\$92,000
CROSS-COLLEGIAL RESEARCH CENTERS AND INSTITUTES*										
Asian and Pacific Studies, Center for	\$935,043	\$262,294								
CAPS-Center for Applied Second Language Studies	563,668	611,520	\$895,690							
Child and Family Center			926,740							
Cognitive and Decision Sciences, Institute of	656,238	428,351	889,612							
Computational Intelligence Research Laboratory	388,658	586,487	1,869,040							
Diversity and Community, Center on			100,000							
Labor Education and Research Center	535,215	650,005	342,163	\$479,229	\$421,913	\$1,343,873	\$566,797	\$894,247	\$634,831	\$98,195
Oregon Survey Research Laboratory	338,232	942,112	326,700							
Study of Women in Society, Center for the	1,226,322	1,093,501	929,233							
Sustainable Environment, Institute for a	271,573	475,854	886,141							
Total Cross-Collegial Research Centers and Institutes	\$4,914,949	\$5,050,124	\$7,165,319	\$479,229	\$421,913	\$1,343,873	\$566,797	\$894,247	\$634,831	\$98,195
MUSEUMS*										
Museum of Anthropology	\$483,076	\$326,344	\$764,978	\$796,918	\$2,920,739	\$1,064,229	\$2,265,194	\$547,931	\$1,263,729	\$506,717
Museum of Art, Jordan Schnitzer	2,648,472	1,861,183	1,766,059	201,200	712,934	171,159	56,200	22,500	91,265	284,250
Museum of Natural and Cultural History	12,548	10,000	101,767	101,429	52,200		77,826	543,723	464,274	527,658
Total Museums	\$3,144,096	\$2,197,527	\$2,632,804	\$1,099,547	\$3,685,873	\$1,235,388	\$2,399,220	\$1,114,154	\$1,819,268	\$1,318,625
ADMINISTRATIVE OFFICES*										
Academic Affairs									\$50,000	
Continuation Center	\$284,063	\$50,760	\$58,000	\$36,000	\$100,000	\$100,000	\$147,365	\$140,762	32,151	\$32,151
Continuing Education										50,000
Counseling and Testing Center						75,000				
Dean of Students	1,475									
Facilities Services	15,000			28,938			4,950			
Graduate School			31,978	36,804	24,600					
International Programs, Office of (International Education and Exchange)	1,700	825								
President, Office of		1,020,000	559,700		42,855	334,851	299,586	632,309	437,939	346,547
Provost, Office of	110,000					250,412				
University Computing Center	53,334	863,839	386,453	1,393,853						

**PROPOSALS SUBMITTED FY 00 - FY 09
FIRST-YEAR TOTAL REQUESTS**

Submitting Unit	FY 1999-00	FY 2000-01	FY 2001-02	FY 2002-03	FY 2003-04	FY 2004-05	FY 2005-06	FY 2006-07	FY 2007-08	FY 2008-09
University Planning Office										
Vice President for Administration									353,518	7,000
Vice President for Research			120,000							
Total Administrative Offices	\$465,572	\$1,935,424	\$1,156,131	\$1,495,595	\$167,455	\$760,263	\$451,901	\$773,071	\$873,608	\$435,698
OTHER PROGRAMS*										
Academic Learning Services			\$111,782	\$258,927		\$499,248		\$231,449		\$60,000
Associated Students of the University of Oregon						750				
Career Center	\$13,650	\$13,650	13,650	14,099	\$25,698	11,599	\$11,999	12,232	\$12,452	16,024
Erb Memorial Union	42,200	27,250	17,850	49,350	34,077	18,100	214,200	70,390	25,686	118,187
Financial Aid		15,000				1,750				
Health Center			2,500		268,599	41,237	238,009	76,797	215,752	891,013
Library	304,349	1,481,178	798,851	168,812						
New Media Center	7,178									30,276
Public Safety					161,824			1,980		59,324
Student Life	340,338	8,312	186,359							
Substance Abuse Prevention Program								15,842	37,050	
Total Other Programs	\$707,715	\$1,545,390	\$1,130,992	\$491,188	\$490,198	\$572,684	\$464,208	\$408,690	\$290,940	\$1,174,824
VICE PRESIDENT FOR RESEARCH*										
Applied Second Language Studies, Center for				\$568,885	\$637,233	\$1,567,995	\$552,004	\$2,737,765	\$2,126,675	\$4,321,653
Asian and Pacific Studies, Center for				160,220	583,558	1,813	537,066	73,056	192,014	179,126
Child and Family Center				5,745,720	6,655,192	5,158,108	6,977,790	6,292,712	5,605,911	5,498,423
COACH										510,111
Cognitive and Decision Sciences, Institute of				169,978	940,630	218,755	145,982		419,193	1,317,176
Community Service Center				1,409,782	1,754,238	2,029,271	910,396	1,356,513	1,431,188	2,351,771
Computational Intelligence Research Laboratory				135,052						
Computational Science Institute				398,741		26,562				
Diversity and Community, Center on				230,030		141,361			2,004	1,497
Ecology and Evolutionary Biology, Center for				1,802,910	2,083,122	2,239,183	1,773,126	5,361,966	4,180,356	4,107,482
High Energy Physics, Center for							957,000	332,000	3,374,591	3,505,405
Housing Innovation, Center for				144,506	730,824	303,605	827,708	782,777	730,266	1,323,313
Indigenous Cultural Survival, Center for							150,000			
Institutional Equity and Diversity, Office of							32,400		50,062	72,156
Lewis Center for Neuroimaging					372,500		883,730			
Materials Science Institute				5,326,394	15,529,734	6,397,531	7,947,819	11,086,726	16,189,619	22,726,977
Molecular Biology, Institute of				14,324,499	11,220,807	10,309,845	11,852,728	9,279,874	9,122,294	11,255,050
Neuroinformatics Center				2,352,547	1,141,037	968,101	1,689,227	1,673,031	2,416,241	3,247,267
Neuroscience, Institute of				13,909,438	15,260,735	19,188,161	17,355,443	16,334,390	19,819,229	18,218,265
Northwest Indian Language Institute					143,394					92,478
Oregon Center for Optics				1,937,581	1,433,740	2,020,521	939,353	1,027,504	1,991,904	1,318,170
Oregon Humanities Center						25,970				
Oregon Institute of Marine Biology				1,862,515	734,720	749,108	1,679,865	1,563,682	1,339,373	3,520,083
Oregon Survey Research Laboratory				566,353	1,366,585	583,559				
Policy Research and Innovation, Institute for					506,848	367,063	521,791	887,967	593,475	237,306
Solar Energy Center					1,775,812	1,545,809	753,168	359,933	347,937	543,127
Study of Women in Society, Center for the				999,913	961,998	298,537	555,784	986,013	1,713,342	653,036
Sustainable Environment, Institute for a				445,495						
Theoretical Science, Institute of				2,532,698	1,499,759	2,263,818	1,808,955	1,376,816	3,268,172	613,107

**PROPOSALS SUBMITTED FY 00 - FY 09
FIRST-YEAR TOTAL REQUESTS**

Submitting Unit	FY 1999-00	FY 2000-01	FY 2001-02	FY 2002-03	FY 2003-04	FY 2004-05	FY 2005-06	FY 2006-07	FY 2007-08	FY 2008-09
Veterinary Services and Animal Care, Office of						25,126	23,166		23,088	
Vice President for Research and Graduate Studies				561,951	6,197,314	4,635,583	326,279	2,163,820	1,258,448	19,141,912
Total Vice President for Research	\$0	\$0	\$0	\$55,585,208	\$71,529,780	\$61,065,385	\$59,200,780	\$63,676,545	\$76,195,382	\$104,754,891
TOTAL YEAR 1 AMOUNT REQUESTED	\$97,459,389	\$90,836,941	\$90,054,066	\$104,789,798	\$131,956,125	\$111,503,575	\$111,691,192	\$132,559,642	\$124,398,121	\$200,557,606

**Submitting Units" were reclassified in FY 2002-03 to reflect the research centers and institutes under the Vice President for Research.

PROPOSALS SUBMITTED FY 00 - FY 09 BY SUBMITTING UNIT

BY SUBMITTING UNIT*	**COLL	FY 1999-00	FY 2000-01	FY 2001-02	FY 2002-03	FY 2003-04	FY 2004-05	FY 2005-06	FY 2006-07	FY 2007-08	FY 2008-09
Academic Affairs	Other									\$50,000	
Academic Learning Services	Other			\$111,782	\$258,927		\$499,248		\$231,449		\$60,000
Accounting	LCB					\$12,960				100,188	
Advanced Technology in Education, Center for	COE	\$1,276,544	\$724,690	971,586	999,008	1,788,697	100,000	\$104,785	1,306,350	901,845	1,401,914
American English Institute	CAS						661,751	1,059,356	223,581	737,225	442,451
Anthropology	CAS	215,197	157,158	424,054	285,833	149,145	167,339	250,224	798,237	1,273,930	162,701
Applied Behavioral and Communication Sciences	COE	1,821,959	492,050								
Applied Second Language Studies, Center for	VPR C/I	563,668	611,520	895,690	568,885	637,233	1,567,995	552,004	2,737,766	2,126,675	4,321,653
Architecture	AAA	178,273	142,829	112,645	140,960	13,000	135,454	323,962	435,360	50,189	158,496
Art	AAA		5,547	134,496		165,000		5,400			30,000
Art Education	AAA				10,850						
Art History	AAA				80,000			153,574	82,900		
Arts and Administration	AAA		2,000				16,261		13,335		
Asian and Pacific Studies, Center for	VPR C/I	935,043	262,294		160,220	583,558	1,813	537,066	73,056	192,014	179,126
Associated Students of the University of Oregon	Other						750				
Behavioral Research and Teaching	COE					964,449	1,159,358	823,703	2,069,350	2,458,453	3,844,347
Biology/Ecology and Evolution	CAS	1,989,860	1,790,551	987,956							
Career Center	Other	13,650	13,650	13,650	14,099	25,698	11,599	11,999	12,232	12,452	16,024
Career Information System	COE	1,250,595	1,804,770	208,680	67,050						
Chemistry	CAS	2,691,196	1,901,032	1,082,886	1,023,847	1,505,080	2,029,385	2,220,378	2,441,664	4,768,036	2,514,553
Child and Family Center	VPR C/I			926,740	5,745,720	6,655,192	5,158,108	6,977,790	6,292,712	5,605,911	5,498,423
Clark Honors College	CAS								179,440		
Classics	CAS		49,000					40,000			
COACH	VPR C/I										510,111
Cognitive and Decision Sciences, Institute of	VPR C/I	656,238	428,351	889,612	169,978	940,630	218,755	145,982		419,193	1,317,176
Communication Disorders and Sciences	COE				949,480			533,958		299,964	508,942
Community Service Center	VPR C/I	813,694	1,272,179	1,516,123	1,409,782	1,754,238	2,029,271	910,396	1,356,513	1,431,188	2,351,771
Comparative Literature	CAS							25,000			
Computational Intelligence Research Laboratory	VPR C/I	388,658	586,487	1,869,040	135,052						
Computational Science Institute	VPR C/I	2,303,797	1,709,872	165,000	398,741		26,562				
Computer and Information Science	CAS	3,496,889	2,815,683	3,002,483	2,338,121	4,309,104	2,851,484	1,873,845	2,465,478	3,857,328	4,359,116
Continuation Center	Admin	284,063	50,760	58,000	36,000	100,000	100,000	147,365	140,762	32,151	32,151
Continuing Education	Admin										50,000
Counseling and Testing Center	Admin						75,000				
Counseling Psychology and Human Services	COE		11,200	5,719			16,091		53,046	1,980	
Creative Writing	CAS		24,166	40,000							
Dean of Students	Admin	1,475									
Dean, College of Education	COE			1,004,320	30,456	600,000	69,984		69,984	69,985	
Dean, School of Architecture and Allied Arts	AAA					104,786	60,000	236,290	189,901	994,972	393,458
Decision Sciences	LCB				50,477	45,369	129,569	3,550	21,743		
Development of Educational Achievement, Institute for the	COE	5,575,570	6,254,034	5,202,970	6,338,495	8,553,836	4,236,702	712,575	3,468,627	1,105,243	273,346
Diversity and Community, Center on	VPR C/I			100,000	230,030		141,361			2,004	1,497
Early Childhood CARES	COE					3,000	7,167,140	16,327,006	66,317	17,577,062	
Early Intervention Program	COE					291,413	1,171,583	791,528	1,085,672	437,212	1,422,679
East Asian Languages and Literatures	CAS				26,000			40,000		28,875	18,590
Ecology and Evolutionary Biology, Center for	VPR C/I				1,802,910	2,083,122	2,239,183	1,773,126	5,361,966	4,180,356	4,107,482
Economics	CAS	217,108	361,051	65,910	286,241	253,157	596,030	509,894	221,456	180,135	125,107
Educational and Community Supports	COE					3,529,055	1,794,964	3,801,447	4,231,150	1,919,740	3,641,414
Educational Leadership	COE			206,954	101,830			612,155	161,948		
Educational Policy Research, Center for	COE					1,840,916	6,833		344,338	72,038	
Electronic Studying, Center for	COE					6,560	1,497,362	59,000	669,420	529,191	
Emerging Education Research, Center for	COE					3,087,412	384,994	124,978	18,170	3,264	250,827
English	CAS	10,000	10,000				80,999	80,000	55,000	90,407	
Environmental Studies	CAS	10,000		94,055	25,242	36,521	79,609	166,376	49,899	132,485	505,682
Erb Memorial Union	Other	42,200	27,250	17,850	49,350	34,077	18,100	214,200	70,390	25,686	118,187
Ethnic Studies	CAS								40,000	38,500	76,500
Facilities Services	Admin	15,000			28,938						
Family and Human Services	COE		5,719							4,735	
Finance	LCB					169,654		162,494		333,865	

PROPOSALS SUBMITTED FY 00 - FY 09 BY SUBMITTING UNIT

BY SUBMITTING UNIT*	**COLL	FY 1999-00	FY 2000-01	FY 2001-02	FY 2002-03	FY 2003-04	FY 2004-05	FY 2005-06	FY 2006-07	FY 2007-08	FY 2008-09
Financial Aid	Other		15,000								
Folklore	CAS		5,000						57,224		
Geography	CAS	648,591	711,017	1,341,331	988,853	1,467,201	786,543	560,374	687,509	1,095,995	25,517,493
Geological Sciences	CAS	922,792	903,824	1,449,012	1,501,299	2,129,669	2,196,779	2,475,175	2,741,375	1,971,848	1,810,757
German and Scandinavian	CAS							78,000		33,400	
Graduate School	Admin			31,978	36,804	24,600					
Health Center	Other			2,500			1,750				
High Energy Physics	CAS							957,000	332,000	3,374,591	3,505,405
High School Equivalency Program	COE										474,571
Historic Preservation	AAA	14,000				85,000	109,310			5,000	69,620
History	CAS	167,337	112,087	40,000		93,100	40,000	90,000	52,568		
Housing Innovation, Center for	VPR C/I	1,938,102	1,589,192	841,539	144,506	730,824	303,605	827,708	782,777	730,266	1,323,313
Human Development, Center on	COE	12,604,289	5,500,223	6,368,255	11,117,518	7,987,053	530,618	561,994	490,000	500,000	644,467
Human Physiology (Exercise and Movement Science)	CAS	198,577	772,862	733,521	1,893,072	2,566,845	2,452,666	3,005,536	1,465,008	2,316,210	2,888,906
Humanities Program	CAS						92,804	95,494			
Indigenous Cultural Survival, Center for	VPR C/I							150,000			
Institutional Equity and Diversity, Office of	VPR C/I							32,400		50,062	72,156
International Programs, Office of (International Education and Exchange)	Admin	1,700	825					4,950			
International Studies	CAS	89,770			31,908	81,692	280,000	85,000		40,000	
IntoCareers	COE					104,249	108,049				
Journalism and Communication, School of	JOU	5,000	65,000	66,330		27,600			10,000	16,153	16,000
Labor Education and Research Center	CCRCI	535,215	650,005	342,163	479,229	421,913	1,343,873	566,797	894,247	634,831	98,195
Landscape Architecture	AAA		251,500	20,121		75,095	59,686	37,400	10,000		
Law, School of	Law	515,316	437,589	360,882	277,272	95,929	279,043	1,132,246	199,792	342,030	120,400
Lewis Center for Neuroimaging	VPR C/I					372,500		883,730			
Library	Other	304,349	1,481,178	798,851	168,812	268,599	41,237	238,009	76,797	215,752	891,013
Linguistics	CAS	109,947	70,492	126,693	516,659	528,410	333,496	869,137	1,191,192	913,627	1,771,525
Lundquist Center for Entrepreneurship	LCB	74,976	152,845	264,068	1,070,000	67,500		9,656		239,781	
Lundquist College of Business - Other	LCB						128,592	56,335		115,000	50,000
Management	LCB	24,861	10,000		125,980		105,608		5,000	20,196	25,000
Marketing	LCB						14,850				
Materials Science Institute	VPR C/I	4,215,943	6,446,870	4,645,773	5,326,394	15,529,734	6,397,531	7,947,819	11,086,726	16,189,619	22,726,977
Mathematics	CAS	245,256	325,128	597,472	373,009	828,658	700,358	759,568	703,365	581,427	728,104
Molecular Biology, Institute of	VPR C/I	9,634,817	7,677,848	11,551,355	14,324,499	11,220,807	10,309,845	11,852,728	9,279,874	9,122,294	11,255,050
Museum of Anthropology	UO MUS	483,076	326,344	764,978	796,918	2,920,739	1,064,229	2,265,194	547,931	1,263,729	506,717
Museum of Art, Jordan Schnitzer	UO MUS	2,648,472	1,861,183	1,766,059	201,200	712,934	171,159	56,200	22,500	91,265	284,250
Museum of Natural and Cultural History	UO MUS	12,548	10,000	101,767	101,429	52,200		77,826	543,723	464,274	527,658
Music, School of	Music	328,559	3,379,825	1,291,452	349,071	463,758	311,079	119,000	130,850	391,369	92,000
Neuroinformatics Center	VPR C/I				2,352,547	1,141,037	968,101	1,689,227	1,673,031	2,416,241	3,247,267
Neuroscience, Institute of	VPR C/I	11,236,834	12,835,554	13,430,882	13,909,438	15,260,735	19,188,161	17,355,443	16,334,390	19,819,229	18,218,265
New Media Center	Other	7,178									
Northwest Indian Language Institute	VPR C/I					143,394					92,478
Oregon Center for Optics	VPR C/I	441,004	1,210,851	1,277,355	1,937,581	1,433,740	2,020,521	939,353	1,027,504	1,991,904	1,318,170
Oregon Consortium for International and Area Studies	CAS						82,067	166,007			18,000
Oregon Humanities Center	VPR C/I						25,970				
Oregon Institute of Marine Biology	VPR C/I	1,542,274	776,184	650,400	1,862,515	734,720	749,108	1,679,865	1,563,682	1,339,373	3,520,083
Oregon Survey Research Laboratory	VPR C/I	338,232	942,112	326,700	566,353	1,366,585	583,559				
Oregon Writing Project	COE										24,342
Philosophy	CAS	5,000							114,256		
Physics	CAS	7,482,478	5,788,624	1,412,694	1,632,345	1,130,285	5,828,550	933,152	864,638	1,465,259	623,948
Planning, Public Policy and Management	AAA	927,398	937,391	393,504	488,709	221,626	148,013	212,360		29,957	702,607
Policy Research and Innovation, Institute for	VPR C/I					506,848	367,063	521,791	887,967	593,475	237,306
Political Science	CAS	105,576	154,042	376,268	66,349	32,225	28,007	204,665	38,000	249,300	173,607
President, Office of	Admin		1,020,000	559,700							
Provost, Office of	Admin	110,000									
Psychology	CAS	8,611,469	5,903,574	9,582,567	7,479,018	5,926,640	8,196,749	7,499,453	6,919,206	3,969,698	11,489,017
Public Safety	Other										30,276
Religious Studies	CAS							113,200		36,000	

PROPOSALS SUBMITTED FY 00 - FY 09 BY SUBMITTING UNIT

BY SUBMITTING UNIT*	**COLL	FY 1999-00	FY 2000-01	FY 2001-02	FY 2002-03	FY 2003-04	FY 2004-05	FY 2005-06	FY 2006-07	FY 2007-08	FY 2008-09
Romance Languages	CAS						40,000	40,000	30,000	5,750	95,400
School Psychology	COE		10,000				198,413				
Secondary Special Education and Transition Programs	COE						277,151	2,429,494	3,690,078	2,827,632	
Social Science Instruction Laboratory	CAS					10,000					
Sociology	CAS	5,000	221,940	570,912	104,061	36,077	935,803	113,763	579,066	494,553	301,316
Solar Energy Center	VPR C/I			5,000							
Special Education	COE						269,141				200,000
Special Education and Community Resources	COE		682,843	1,172,306	552,262						
Student Life	Other	340,338	8,312	186,359		161,824		1,980			59,324
Study of Women in Society, Center for the	VPR C/I	1,226,322	1,093,501	929,233	999,913	1,775,812	1,545,809	753,168	359,933	347,937	543,127
Substance Abuse Prevention Program	Other								15,842	37,050	
Sustainable Environment, Institute for a	VPR C/I	271,573	475,854	886,141	445,495	961,998	298,537	555,784	986,013	1,713,342	653,036
TACS/Western Regional Resource Center	COE				2,208,133	2,191,175	1,484,258	698,041	856,593	546,882	256,788
Teacher Education	COE		25,044		20,755						
Teaching and Learning General Training Program	COE								400,000		353,602
Teaching and Learning, Center on	COE						859,315	2,695,918	5,908,877	3,971,089	3,118,375
Theater Arts	CAS	31,000									
Theoretical Science, Institute of	VPR C/I	1,676,669	1,325,956	1,919,610	2,532,698	1,499,759	2,263,818	1,808,955	1,376,816	3,268,172	613,107
TL: Oregon Writing Project	COE							60,000	62,000	43,000	46,000
University Computing Center	Admin	53,334	863,839	386,453	1,393,853	42,855	334,851	299,586	632,309	437,939	346,547
University Planning Office	Admin						250,412				
Veterinary Services and Animal Care, Office of	VPR C/I						25,126	23,166		23,088	
Vice President for Administration	VPA									353,518	7,000
Vice President for Research and Graduate Studies	VPR C/I			120,000	561,951	6,197,314	4,635,583	326,279	2,163,820	1,258,448	19,141,912
Violence and Destructive Behavior, Institute on	COE	2,568,540	2,291,640	2,243,798	2,088,868	2,063,672	2,390,282	1,625,706	1,453,285	1,856,880	3,424,842
Women's and Gender Studies	CAS					21,333					31,500
Yamada Language Center	CAS	5,000		9,883			10,000		9,998	49,954	
TOTAL ALL PROPOSALS RECEIVED		\$97,459,389	\$90,836,941	\$90,054,066	\$104,789,798	\$131,956,125	\$111,503,575	\$111,691,192	\$132,559,643	\$124,398,121	\$220,557,606

* "Submitting Units" were reclassified in FY 2002-03 to reflect the research centers and institutes under the Vice President for Research.

** COLL - College, School level:

- AAA - School of Architecture and Allied Arts
- Admin - Administrative Offices
- CAS - College of Arts and Sciences
- CCRCl - Cross-Collegial Research Centers and Institutes
- COE - College of Education
- JOURN - School of Journalism and Communication
- Law - School of Law
- LCB - Lundquist College of Business
- Music - School of Music
- Other - Other UO units
- UO MUS - University Museums
- VPA - Vice President for Administration
- VPR C/I - Vice President for Research Centers and Institutes

Description of Expenditures Charts and Reports

Figure E-1 shows total expenditures by Organizational Unit by fiscal year over a 10 year period through FY 2009.

Figure E-2 shows FY 2009 total expenditures by major Cost Category.

Figure E-3 indicates the FY 2009 expenditures by Activity (Research compared to Academic and Other Programs, which includes training grants and other sponsored programs).

Figure E-4 shows total expenditures on Restricted Funds per year from FY 2000 through FY 2009 by organizational unit.

Description of Facilities and Administrative Costs Charts

Figure F-1 shows total Facilities and Administrative (F&A) Costs Recovered by fiscal year over a 10 year period through FY 2009.

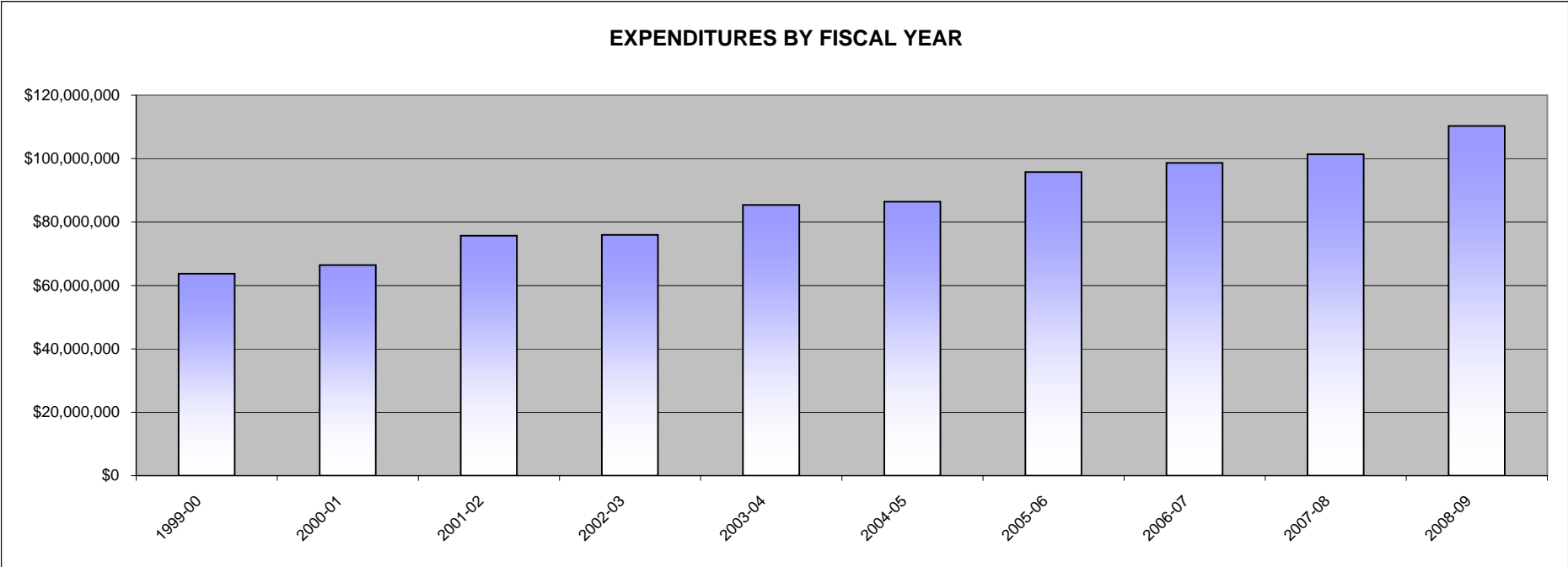
Figure F-2 shows the Cost Components that comprise the 42% F&A research rate.

Figure F-3 shows how the total FY 2009 F&A costs recovered were allocated.

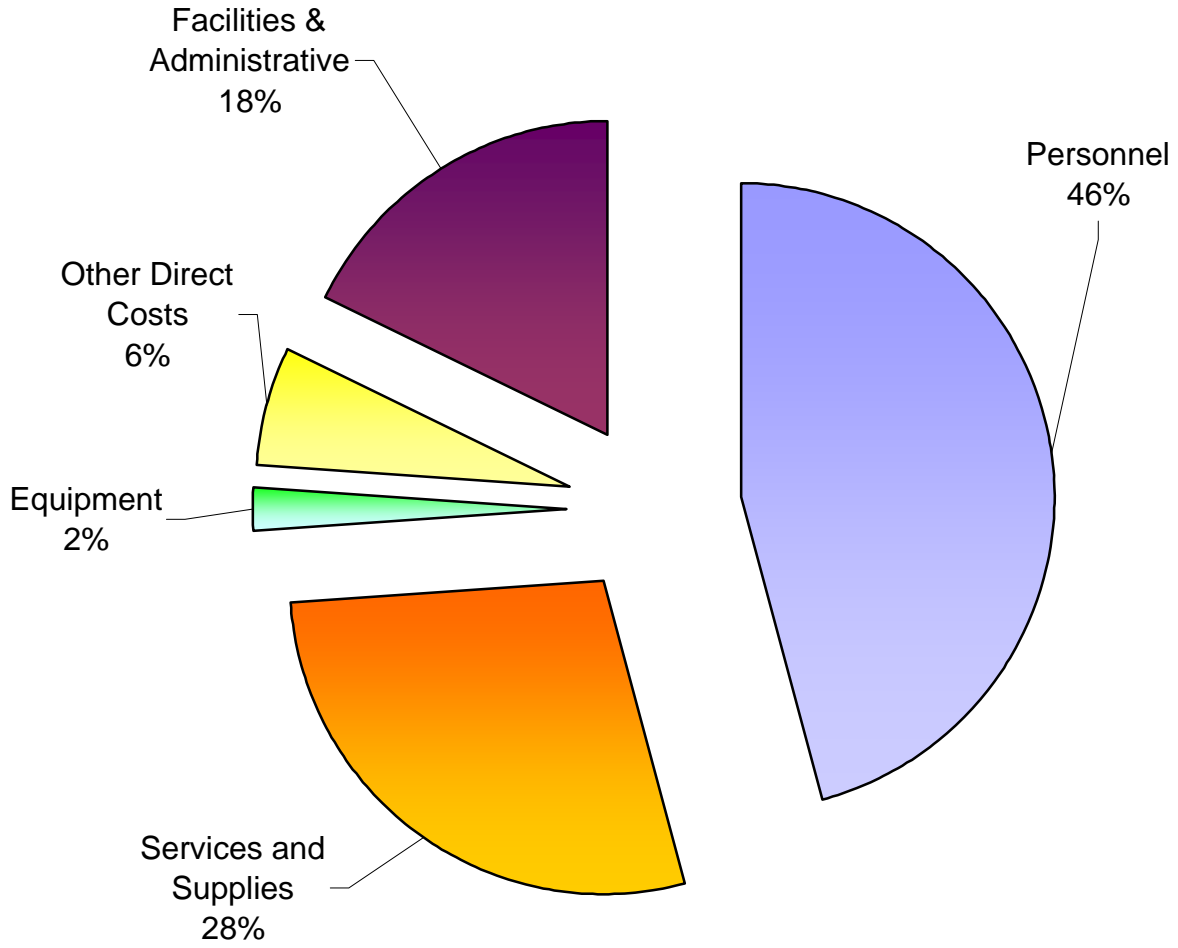
Figure F-4 shows how 53.2% of the total FY 2009 F&A amount received was reallocated in support of faculty.

EXPENDITURES BY FISCAL YEAR FY 2000-2009

	1999-00	2000-01	2001-02	2002-03	2003-04	2004-05	2005-06	2006-07	2007-08	2008-09
TOTAL:	\$63,690,386	\$66,433,747	\$75,721,625	\$75,903,766	\$85,371,638	\$86,383,644	\$95,732,891	\$98,682,392	\$101,342,337	\$110,321,683
Increase from prior FY:	12.54%	4.31%	13.98%	0.24%	12.47%	1.19%	10.82%	3.08%	2.70%	8.86%



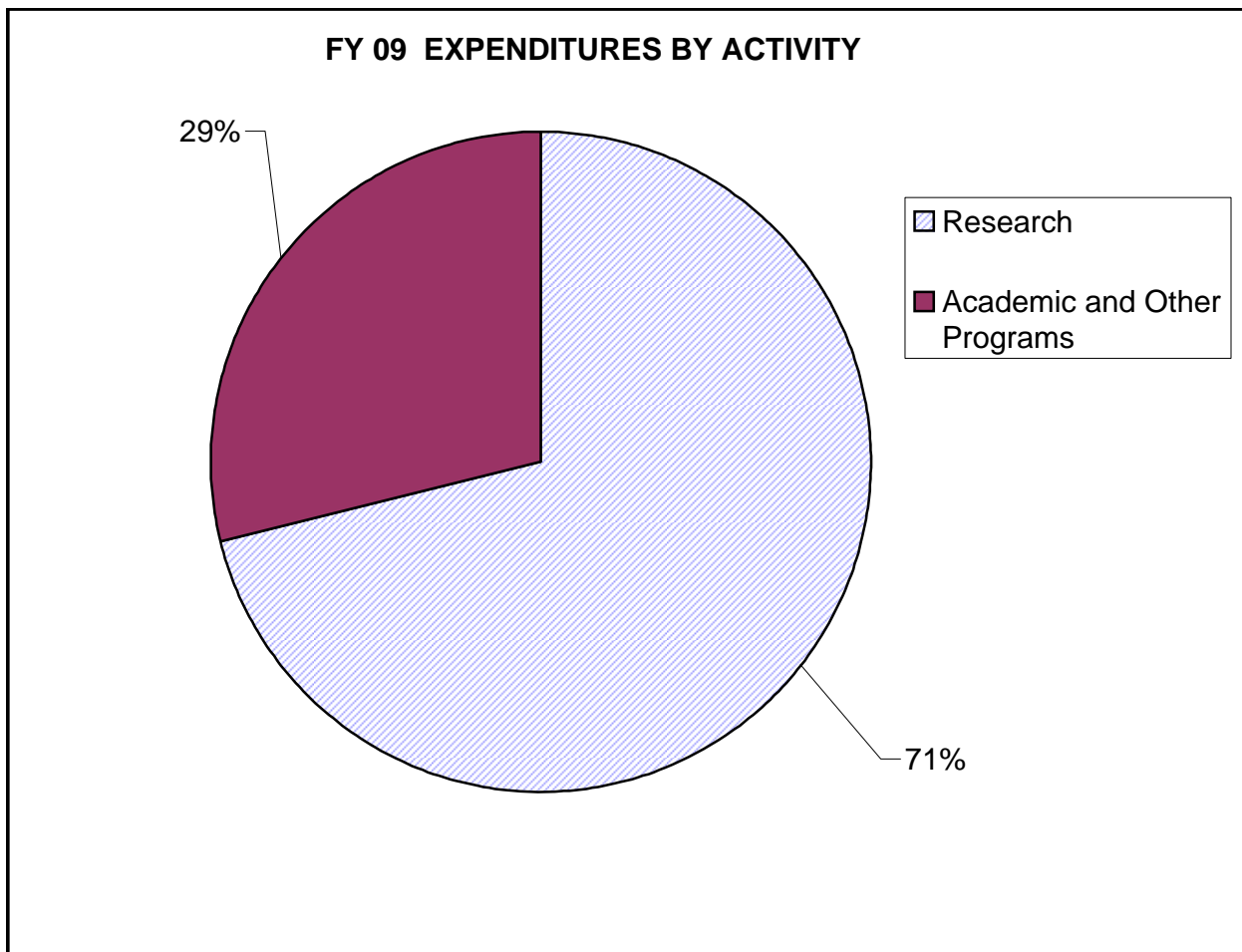
FY09 EXPENDITURES BY COST CATEGORY



COST CATEGORY	TOTAL EXPENDED	
Personnel	\$50,524,270	46%
Services and Supplies	\$30,987,745	28%
Equipment	\$2,469,369	2%
Other Direct Costs	\$6,830,007	6%
Facilities & Administrative	\$19,510,291.82	18%
TOTAL	\$110,321,683	

FY 09 Expenditures by Activity

Research Programs		\$ 78,333,660
VP-Research Centers and Institutes	\$ 46,780,858	
College of Education	\$ 9,254,558	
College of Arts and Sciences	\$ 15,564,610	
Other Research Units	\$ 6,733,633	
Academic and Outreach Programs		\$ 31,988,024
College of Arts and Sciences	\$ 994,867	
College of Education	\$ 20,619,126	
Other Academic and Outreach Units	\$ 10,374,031	
TOTAL		\$ 110,321,683



EXPENDITURES ON RESTRICTED FUNDS FY 00 - FY 09

<i>Org Unit in Banner</i>	<i>FY 1999-00</i>	<i>FY 2000-01</i>	<i>FY 2001-02</i>	<i>FY 2002-03</i>	<i>FY 2003-04</i>	<i>FY 2004-05</i>	<i>FY 2005-06</i>	<i>FY 2006-07</i>	<i>FY 2007-08</i>	<i>FY 2008-09</i>
SCHOOL OF ARCHITECTURE AND ALLIED ARTS (AAA)										
Architecture and Interior										
Architecture	\$11,120	\$703	\$31	\$22,683	\$458	-\$146	\$38,591	\$112,638	\$81,998	\$68,725
Art History	0	0	0	107,645	40,000	0	0	0	12,708	65,359
Arts and Administration	1,056	610	0	2,172	0	0	1,661	15,360	0	4,996
Fine and Applied Arts	1,293	257	-257	0	0	0	20,090	0	0	0
Historic Preservation	0	2,000	0	0	0	19,470	14,840	0	0	22,841
Landscape Architecture	16,346	15,403	26,536	13,532	12,775	97,775	70,498	-28,524	1,104	0
Office of Dean	1,266,009	714,630	592,845	138,660	257,708	122,841	\$107,740	\$300,663	\$78,062	\$108,009
Planning, Public Policy and Management	144,508	736,043	356,916	235,189	81,421	19,526	2	0	0	0
Total AAA	\$1,440,332	\$1,469,646	\$976,071	\$519,881	\$392,362	\$259,466	\$253,422	\$400,137	\$173,872	\$269,929
COLLEGE OF ARTS AND SCIENCES (CAS)										
American English Institute	\$0	\$0	\$96,522	\$0	\$0	\$183,671	\$331,767	\$434,347	\$468,930	\$508,579
Anthropology	346,214	235,467	278,892	291,172	191,210	222,121	155,585	78,687	131,170	177,505
Arts and Sciences Other	-6,035	5,603	103,384	45,724	-8,449	5,077	35	0	0	0
Biology	66,575	23,959	0	40,730	80,383	8,494	0	0	0	0
Biology - Ecology & Evolution	1,049,834	1,144,427	1,045,919	807,098	207,396	27,221	350	-350	0	0
Chemistry	2,488,684	3,085,281	3,774,800	3,814,858	5,543,064	3,444,586	2,976,925	1,647,407	2,328,341	3,322,005
Computer & Information Science	1,056,643	1,108,370	1,192,004	1,259,364	1,047,529	1,134,184	1,122,998	1,075,295	1,337,218	1,361,474
East Asian Languages & Literatures	79,922	0	0	8,206	16,794	0	0	40,000	0	0
Economics	148,559	94,150	188,375	166,877	362,406	328,333	214,449	301,992	173,699	112,639
English	3,443	105	0	0	0	58,228	21,455	45,319	-14,905	0
Environmental Studies	0	0	0	17,111	22,052	19,074	45,203	100,240	49,089	40,085
Ethnic Studies	0	0	0	0	0	0	0	0	40,000	1,404
Geography	529,407	742,509	484,760	640,413	671,812	703,026	654,577	717,976	727,444	862,262
Geological Science	990,084	894,930	831,763	682,918	1,100,570	1,499,499	1,171,454	1,819,581	1,596,918	1,714,680
German	0	0	0	0	0	0	0	13,963	37	3,500
History	98,436	-8,435	63,077	95,327	6,275	102,695	11,204	9,531	8,858	0
Human Physiology	97,705	119,500	232,958	655,585	1,014,049	1,251,230	815,686	347,839	428,088	736,470
International Studies	0	0	0	0	0	0	45,126	67,600	41,187	2,530
Linguistics	110,126	81,406	51,480	59,312	64,923	124,480	359,814	225,885	282,272	180,903
Mathematics	475,882	416,600	455,677	370,442	492,963	477,401	708,184	594,850	600,033	786,158
Peace Studies	65,969	-101	11	0	0	0	0	0	0	0
Physics	2,384,420	2,286,806	1,879,222	1,560,277	1,571,795	1,499,873	2,620,281	2,821,700	2,887,882	2,135,081
Political Science	85,308	55,301	10,990	34,552	8,382	108,639	132,625	208,623	182,766	89,824
Psychology	2,438,731	4,140,783	8,693,902	3,548,016	4,268,512	1,719,903	2,651,570	2,762,787	3,594,127	4,342,794
Religious Studies	0	0	0	0	0	0	0	46,700	0	0
Romance Languages	101,025	0	0	0	0	0	40,000	1	0	0
Sociology	-28,393	16,950	50,445	176,075	27,440	14,334	0	32,866	91,791	181,586
Theatre Arts	0	0	0	0	0	0	0	1,300,000	0	0

EXPENDITURES ON RESTRICTED FUNDS FY 00 - FY 09

<i>Org Unit in Banner</i>	<i>FY 1999-00</i>	<i>FY 2000-01</i>	<i>FY 2001-02</i>	<i>FY 2002-03</i>	<i>FY 2003-04</i>	<i>FY 2004-05</i>	<i>FY 2005-06</i>	<i>FY 2006-07</i>	<i>FY 2007-08</i>	<i>FY 2008-09</i>
Yamada Language Center	356	9,068	-424	0	0	0	10,000	0	10,000	0
Total CAS	\$12,582,895	\$14,452,679	\$19,433,757	\$14,274,057	\$16,689,106	\$12,932,069	\$14,089,288	\$14,692,839	\$14,964,946	\$16,559,477
COMPUTING CENTER	\$458,121	\$268,863	\$290,943	\$273,491	\$409,185	\$463,720	\$696,458	\$495,494	\$504,095	\$853,923
COLLEGE OF EDUCATION (COE)										
Advanced Technology in Education, Center for Applied Behav. & Communication Sciences	\$1,806,928	\$1,952,994	\$1,863,698	\$831,024	\$374,938	\$118,958	\$391,599	\$889,820	\$1,168,695	\$1,242,064
IntoCareers	11,848	0	0	0	0	0	0	0	0	0
Career Information System - Oregon	1,125,953	1,004,712	1,091,767	1,173,708	1,141,814	1,156,180	1,160,243	1,175,016	1,350,105	1,348,127
Development of Educational Achievement, Insitute for the	903,109	665,343	725,703	624,882	515,470	43,919	0	0	0	0
COE General Operations	5,313,791	5,908,439	4,920,538	5,657,043	5,677,328	5,924,690	5,538,383	5,251,378	3,187,650	2,125,324
COE General Operations	0	0	0	0	0	0	0	0	0	682,683
Early Childhood Cares Emerging Education Research, Center for	0	0	0	0	2,426,983	2,313,080	508,825	1,225,271	8,535,851	8,907,994
Human Development, Center on Office of Dean	9,531,243	6,700,353	8,766,836	10,286,015	6,256,283	6,949,242	547,699	511,103	496,375	449,540
Special Education	319,189	0	11	153,476	9,543	0	0	0	0	0
Violence & Destructive Behavior, Institute on	0	0	0	0	3,828,266	4,450,898	6,532,135	6,027,596	0	0
WRRRC Tech. Assistance and Consulting	2,425,532	2,748,098	3,203,636	2,617,844	1,411,405	1,713,729	1,436,691	977,566	1,192,248	1,033,092
Academic Programs	0	0	0	0	2,133,737	2,264,857	2,592,777	2,229,314	2,355,989	2,592,805
Other Programs in COE	0	0	0	0	0	0	9,122,628	9,043,609	9,612,367	9,906,852
Total COE	\$21,515,268	\$21,747,374	\$22,847,851	\$23,446,325	\$25,074,076	\$26,081,612	\$28,471,569	\$28,612,676	\$29,468,857	\$29,875,004
GRADUATE SCHOOL	\$100,560	-\$41,553	\$182,584	\$166,926	\$245,493	\$346,924	\$226,600	\$0	\$0	\$0
INTERNATIONAL AFFAIRS	\$699,762	\$543,084	\$444,121	\$329,481	\$111,876	\$35,506	\$0	\$4,950	\$0	\$0
SCHOOL OF JOURNALISM AND COMMUNICATION	0	0	0	0	0	\$7,320	\$280	\$0	\$330	\$5,775
SCHOOL OF LAW	\$556,416	\$626,545	\$512,993	\$415,350	\$76,017	\$241,151	\$238,933	\$810,977	\$175,487	\$75,905
LIBRARIES	\$2,248,677	\$2,602,845	\$2,977,460	\$2,848,736	\$3,163,083	\$3,070,628	\$3,461,451	\$3,816,547	\$3,939,520	\$5,001,400
LUNDQUIST COLLEGE OF BUSINESS	\$116,568	\$110,509	\$150,880	\$136,472	\$209,797	\$163,427	\$178,998	\$129,106	\$122,258	\$393,540

EXPENDITURES ON RESTRICTED FUNDS FY 00 - FY 09

<i>Org Unit in Banner</i>	<i>FY 1999-00</i>	<i>FY 2000-01</i>	<i>FY 2001-02</i>	<i>FY 2002-03</i>	<i>FY 2003-04</i>	<i>FY 2004-05</i>	<i>FY 2005-06</i>	<i>FY 2006-07</i>	<i>FY 2007-08</i>	<i>FY 2008-09</i>
MUSEUMS										
Museum of Anthropology	\$457,233	\$468,838	\$229,235	\$710,338	\$1,308,305	\$2,042,629	\$1,790,992	\$1,496,987	\$1,404,384	\$1,051,184
Museum of Art, Jordan Schnitzer	35,065	41,399	7,773	641,949	89,690	168,272	32,662	20,848	8,598	0
Museum of Natural & Cultural His	21,426	36,976	-4,649	16,335	58,094	102,693	57,320	33,588	25,102	339,581
Total Museums	\$513,724	\$547,213	\$232,359	\$1,368,622	\$1,456,089	\$2,313,594	\$1,880,974	\$1,551,423	\$1,438,084	\$1,390,765
SCHOOL OF MUSIC	\$185,893	\$202,424	\$124	0	2,125	\$61,349	\$28,356	\$32,500	\$16,000	\$44,652
OTHER UNITS										
Academic Affairs							\$1,022	(\$13,505)	\$33,468	\$58,420
Academic Learning Services	433,553	529,975	693,312	702,623	781,570	653,307	715,635	\$709,359.00	\$748,630.09	\$748,200.80
Academic Support & Student Services/Student Affairs	251,089	150,524	130,772	186,971	155,662	135,413	1,773,406	1,538,873	1,590,803	1,441,011
Continuation Center/ Summer Session	477,823	669,472	1,237,314	209,207	523,727	683,321	839,290	952,567	863,827	886,914
Human Resources, Office of	66,444	50,461	0	0	0	0	0	0	0	0
President, Office of the	50,500	130,212	159,640	511,875	170,845	207,246	216,705	154,421	278,152	282,532
Research Services & Administration, Office of	2,716	240	9,577	0	0	0	20,000	0	2,500	100,000
Vice President for Administration, Office of the	0	0	20,781	7,303	0	0	103,018	69,561	9,740	53,847
Senior Vice President and Provost, Office of the	100,682	90,061	736,960	675,294	48,744	162,662	189,214	823,337	135,077	424,182
UO General	0	0	0	0	0	0	687	-687	0	0
Vice President for University Advancement, Office of the	0	0	0	0	0	0	0	0	0	0
Vice President for Research and Graduate Studies	0	56,051	426,095	56,550	84,745	100,538	137,982	489,933	204,526	453,250
Honors College								68,701	7,109	0
Vice President for Public Affairs and Development								0	5,960	34,698
Total Other Units	\$1,382,807	\$1,676,996	\$3,414,451	\$2,349,823	\$1,765,293	\$1,942,487	\$3,996,959	\$4,792,560	\$3,879,791	\$4,483,056
RESEARCH CENTERS & INSTITUTES (RCI)										
Asian and Pacific Studies, Center for	0	0	88,953	20	5,969	160,601	130,113	334,382	310,659	244,270
Applied Second Language Studies, Center for	0	0	0	306,219	454,938	524,641	1,300,298	1,737,159	2,800,838	2,588,205
Chemical Physics Institute	105,605	0	0	0	0	0	0	0	0	0
Child and Family Center	0	0	0	2,193,704	3,584,082	4,209,447	4,542,864	4,613,471	3,793,805	3,976,299
Cognitive & Decision Sciences, Institute of	24,292	46,358	38,291	293,565	226,198	105,345	27,248	0	15,672	48,550
Community Arts Studies, Institute for	7,949	2,051	0	0	0	0	0	0	0	0
Community Service Center	0	0	642,154	730,347	1,012,709	1,073,982	1,103,038	1,161,922	1,355,404	1,379,237

EXPENDITURES ON RESTRICTED FUNDS FY 00 - FY 09

<i>Org Unit in Banner</i>	<i>FY 1999-00</i>	<i>FY 2000-01</i>	<i>FY 2001-02</i>	<i>FY 2002-03</i>	<i>FY 2003-04</i>	<i>FY 2004-05</i>	<i>FY 2005-06</i>	<i>FY 2006-07</i>	<i>FY 2007-08</i>	<i>FY 2008-09</i>
Computational Intelligence Research Laboratory	819,732	857,018	645,990	536,554	548,938	51,556	-37	0	0	0
Computational Science Institute	547,429	342,808	530,720	195,194	71,426	33,588	10,632	0	0	0
Diversity and Community, Center on	0	0	0	0	0	0	0	19,549	-18,521	1,795
Ecology and Evolutionary Biology, Center for	0	0	0	110,083	720,833	1,312,138	1,366,297	1,294,249	1,956,682	2,630,205
Housing Innovation, Center for	897,063	447,825	154,905	791,591	736,062	589,426	\$689,585	576,839	753,710	834,857
Humanities Center	0	0	84,150	0	0	0	0	0	0	0
Humanities Center Operations	4,507	12,535	0	0	0	0	0	0	0	0
Labor Education & Research Center	221,620	325,942	615,982	684,091	768,472	725,565	1,012,251	805,801	600,387	542,340
Lewis Center for NeuroImaging	0	0	0	0	3,151	256,372	726,554	717,879	410,888	458,614
Materials Science Institute	510,637	568,510	591,018	320,713	1,057,551	1,660,587	3,218,187	6,250,501	7,896,344	8,418,676
Molecular Biology, Institute of	6,543,118	6,426,568	7,510,518	8,458,407	8,586,692	9,247,891	7,970,768	8,110,734	7,183,094	7,430,952
Neuroinformatics Center	0	0	0	703,013	1,762,926	1,146,062	1,684,658	1,342,141	1,621,062	2,698,260
Neuroscience, Institute of	8,497,108	9,173,353	8,967,327	10,224,244	12,142,805	12,432,782	13,865,363	12,709,966	14,320,988	15,841,943
New Media Center	2,252	0	0	152	0	0	0	0	0	0
Oregon Center for Optics	708,695	1,218,983	1,222,633	1,434,367	1,312,136	1,322,534	2,024,451	1,064,066	1,061,183	1,214,117
Oregon Institute of Marine Biology	591,630	303,555	436,687	585,121	692,830	1,286,311	978,482	1,028,300	1,176,046	1,363,597
Oregon Survey Research Laboratory	277,571	707,636	510,986	376,230	379,726	776,834	63,696		0	0
Policy Research & Innovation, Institute for	0	0	0	0	2,748	232,790	501,671	571,438	418,741	247,252
Rsch High Energy Physics	0	0	0	0	0	0	0	0	0	10,145
Rsch NW Indian Language Institute	0	0	0	0	0	0	0	0	0	65,929
Study of Women in Society, Center for the	759,931	743,721	1,016,943	724,435	781,563	359,062	1,000	53,186	82,301	135,246
Sustainable Environment, Institute for a	825,914	515,994	630,551	557,487	475,792	429,782	459,381	446,455	463,453	830,295
Theoretical Science, Institute of	544,310	534,267	570,223	549,065	449,589	527,095	496,674	447,599	425,833	407,581
Veterinary Sciences, Office of	0	0	0	0	0	0	36,429	57,545	30,527	(109)
Total RCI	\$21,889,363	\$22,227,124	\$24,258,031	\$29,774,602	\$35,777,136	\$38,464,391	\$42,209,603	\$43,343,182	\$46,659,096	\$51,368,257
TOTAL EXPENDITURES	\$63,690,386	\$66,433,749	\$75,721,625	\$75,903,766	\$85,371,638	\$86,383,644	\$95,732,891	\$98,682,391	\$101,342,337	\$110,321,683

FACILITIES AND ADMINISTRATIVE (F&A) COSTS

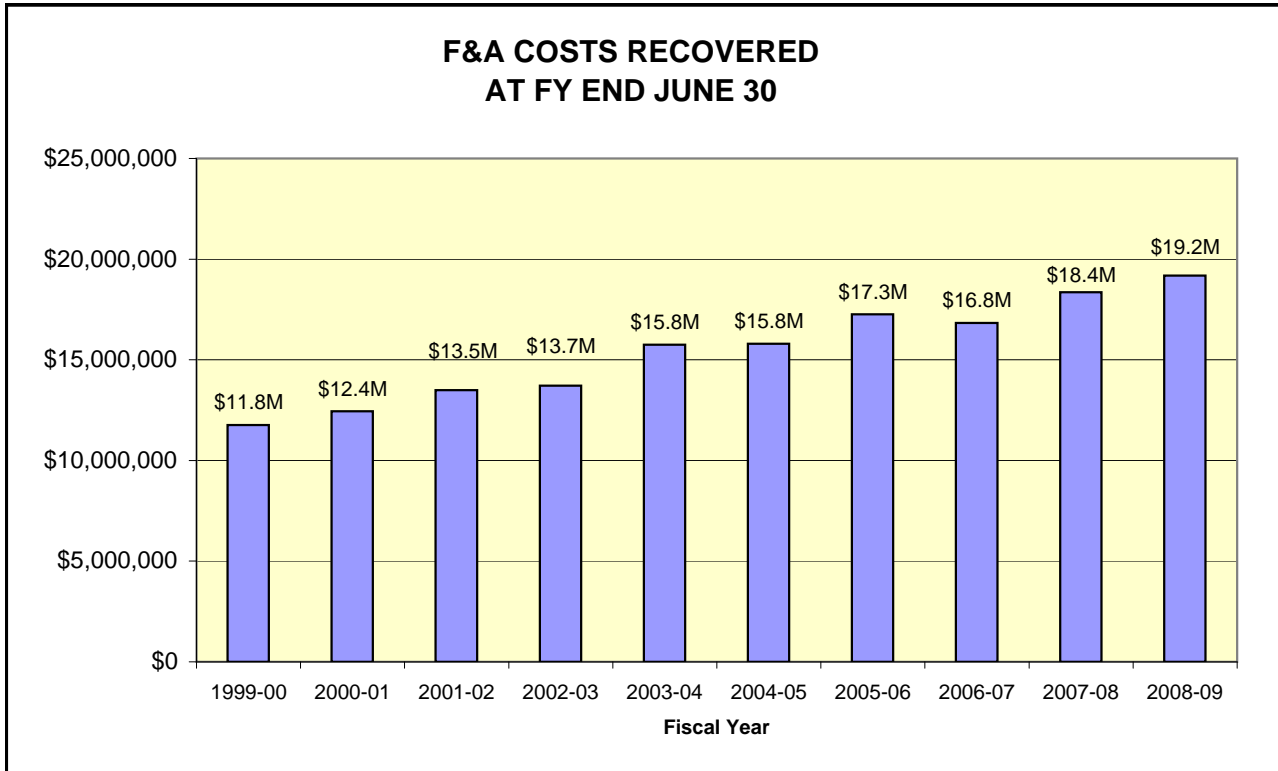


Figure F-1

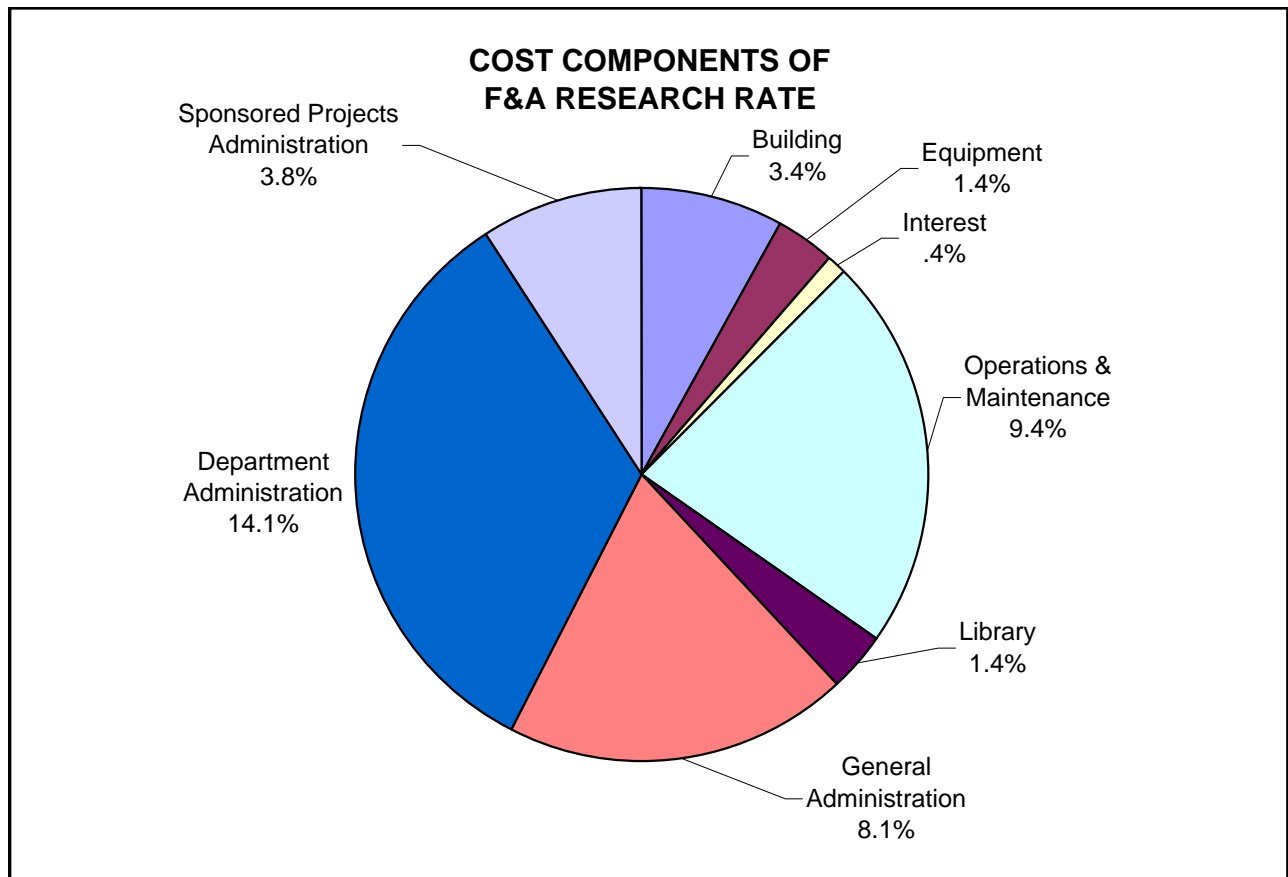


Figure F-2

F&A FUND ALLOCATIONS FY 09

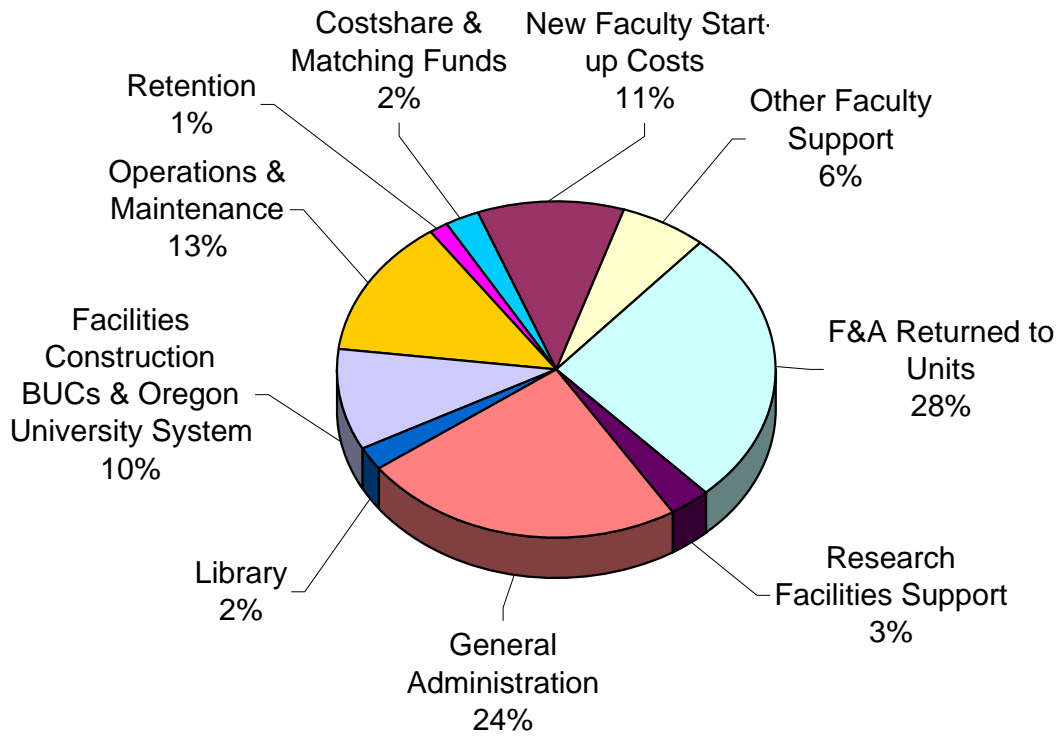


Figure F-3

DIRECT F&A SUPPORT TO FACULTY FY 09

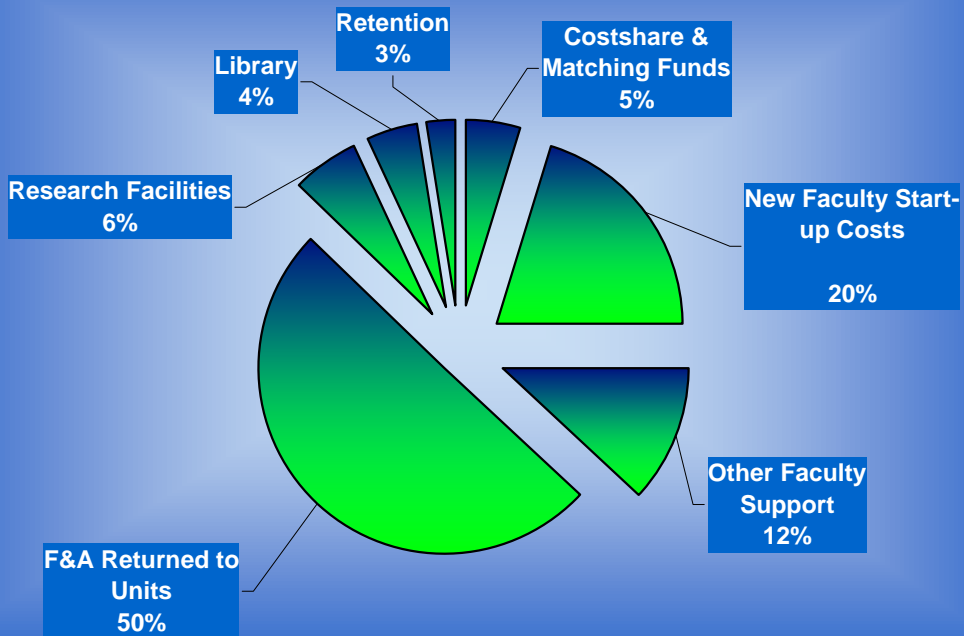


Figure F-4